



be
think
innovate

GRUNDFOS 



A global business

With more than 18,500 employees and an annual production of some 16 million pump units a year, Grundfos is one of the world's leading pump manufacturers. 83 companies in 56 countries across all continents help bringing pumps to every corner of the world, from supplying drinking water to Antarctic expeditions, irrigation of Dutch tulips, groundwater monitoring beneath waste heaps in Germany, to air-conditioning in Egyptian hotels.

Efficient, sustainable products

Grundfos is constantly striving to make its products more user-friendly and reliable - and also more energy-saving and efficient so both users and the environment benefit from the improvements.

Grundfos pumps are equipped with ultramodern electronics, allowing them to regulate the output according to current needs. This ensures convenience for the user, as well as saves a lot of energy.

Research and development

In order to maintain the leading position, Grundfos constantly focuses on customer-oriented research and development; customers are consulted when new products are developed or when established products are improved.


Research and development make use of the latest technology within the pump industry, collaborating with universities and higher education institutions in search of new and better solutions for the design and function of the products.

Corporate values

The Grundfos Group is based on values such as sustainability, openness, trustworthiness, responsibility, and also on partnership with clients, suppliers and the society around us, with a focus on humanity that concerns our own employees as well as the many millions who benefit from water that is procured, utilised and removed as wastewater with the help of Grundfos pumps.


Pumps for all purposes

No matter for which purpose an efficient and energy-saving pump solution is required, Grundfos offers a high-quality solution.



Heating and hot-water service systems

Circulator pumps for circulation of hot water in central and district heating systems and circulation in domestic hot water service systems.



Cooling and air-conditioning systems

Circulator pumps for circulation of cold water and other liquids in cooling and air-conditioning systems.



Industrial applications

A wide range of pumps for the transfer of water, cooling lubricants and other liquids in industrial and process systems.



Pressure boosting and liquid transfer

Vertical and horizontal, centrifugal pumps and pressure booster systems for liquid transfer and boosting of hot and cold water.



Groundwater supply

Submersible and dry installed pumps for groundwater supply, irrigation and groundwater lowering.



Domestic water supply

Submersible pumps, jet pumps, multistage centrifugal pumps and compact systems for water supply in homes, gardens and hobby applications.



Wastewater

Drainage, effluent and sewage pumps, for a wide range of applications in building services, the industry as well as transfer of raw sewage in municipal sewage systems and treatment plants.



Environmental applications

Purpose-built submersible pumps for remedial pumping of contaminated groundwater and for sampling for water quality analyses.



Dosing and disinfection

Dosing pumps, disinfection systems as well as measuring and control for water supply and wastewater treatment systems, swimming pools and industry.



Renewable-energy systems

Renewable-energy-based water supply systems suitable for remote locations not connected to the electricity supply grid.

Product and application overview

Heating and hot-water service systems

ALPHA1	12
ALPHA2 L	12
ALPHA2 model A	13
ALPHA2 models B, C and D	13
Grundfos COMFORT (PM)	11
MAGNA1	14
MAGNA3	14
NB, NBG	16
NBE, NBGE	16
NK, NKG	17
NKE, NKGE	17
TP	14
TPE2, TPE2 D	15
TPE Series 1000	15
TPE Series 2000	15
TPE3, TPE3 D	16
UP, UPS series 100	11
UPA	11
UPS series 200	13
UPS2	12

Cooling and air-conditioning systems

ALPHA1	12
CM, CME, CMV	26
CR, CRI, CRN	28
CRE, CRIE, CRNE	29
NB, NBG	16
NBE, NBGE	16
NK, NKG	17
NKE, NKGE	17
RC	28
TP	14
TPE Series 1000	15
TPE Series 2000	15
TPE2, TPE2 D	15
TPE3, TPE3 D	16

Industrial applications

AMD, AMG, AFG	45
BM	35
BMhp, BMSHp	36
BMP	35
BMSHs, BMST, BMSX	36
CM, CME, CMV	26
CMB PM1, CMB-SP PM1, CMB PM2, CMB-SP PM2	27
CMB PT, CMB PS	27
CMBE	26
Contra	31
CR Monitor	29
CR, CRI, CRN	28
CRE, CRIE, CRNE	29
CRT	30
DP, EF	43
durietta	31
DW	42
Euro-HYGIA®	30
F&B-HYGIA®	31
GHP, GHPE	32
Hydro MPC	33
Hydro Multi-B	34
Hydro Multi-E	33
Hydro Multi-S	34
Hydro Solo-E	34
Hydro Solo-S	35
MAXA	32
MTA	19
MTB	19
MTR, MTH, SPK	18
MTRE, SPKE	18
MTS	19
NB, NBG	16
NBE, NBGE	16
NK, NKG	17
NKE, NKGE	17
NOVAlobe	33
RC	28
S pumps	44
SIPLA	32
SL1/SLV and SE1/SEV	46
SMG, SFG	45
SRG	46
SRP	46

Pressure boosting and liquid transfer

BM	35
BMhp, BMSHp	36
BMP	35
BMShs, BMST, BMSX	36
CM, CME, CMV	26
CMB PM1, CMB-SP PM1, CMB PM2, CMB-SP PM2	27
CMB PT, CMB PS	27
CMBE	26
CR, CRI, CRN	28
CR, CRN high pressure	29
CRE, CRIE, CRNE	29
CRT	30
HS	17
Hydro MPC	33
Hydro Multi-B	34
Hydro Multi-E	33
Hydro Multi-S	34
Hydro Solo-E	34
Hydro Solo-S	35
MQ	41
NB, NBG	16
NBE, NBGE	16
NK, NKG	17
NKE, NKGE	17
TPE Series 1000	15

Groundwater supply

SP A, SP, SP-G	37
SQ, SQE	36
SQFlex	38

Domestic water supply

CM, CME, CMV	26
CMB PM1, CMB-SP PM1, CMB PM2, CMB-SP PM2	27
CMB PT, CMB PS	27
CMBE	26
CR DW	30
CR, CRI, CRN	28
CRE, CRIE, CRNE	29
Hydro MPC	33
Hydro Multi-B	34
Hydro Multi-E	33
Hydro Multi-S	34
Hydro Solo-E	34
Hydro Solo-S	35
JP	40
JP Basic	39
JP Booster	40
JPC	40
MQ	41
Rainwater control	28
RCME	27
RMQ	41
SB	49
SBA	49
SP A, SP, SP-G	37
SQ, SQE	36

Wastewater

AMD, AMG, AFG	45
Conlift	49
DP, EF	43
DPK	42
DW	42
DWK	42
KPL, KWM	44
LC, LCD	47
Liftaway B and C	48
Multilift	48
Pomona	43
PS.G	45
PS.R	44
S pumps	44
SEG	43
SL1/SLV and SE1/SEV	46
Sololift2	48
SRP	46
Unilift, KPC	41



Environmental applications

CR, CRI, CRN	28
CRE, CRIE, CRNE	29
CRT	30
MP 1	37
SQE-NE, SP-NE	37

Dosing and disinfection

Conex® DIA, DIS	22
Conex® DIA-G, DIS-G	23
DDA	20
DDC	20
DDE	20
DDI	21
DIP	23
DIT-M, DIT-L, DIT-IR	23
DME	21
DMH	22
DMX	21
DTS	26
Oxiperm	25
Oxiperm Pro	25
Polydos	25
Selcoperm 125-2000	24
Selcoperm 5000-45000	24
Vaccuperm	24

Renewable-energy systems

MGFlex	38
RSI	38
Solar modules	39
SQFlex	38

Fire systems

Fire DNF, Fire HSEF	18
-------------------------------	----

Motors, controls and accessories

Accessories for dosing pumps and systems	22
CIM/CIU	52
Control MPC	51
Control MPC Series 2000	52
CR Monitor	29
CU 100	47
CU 200, CIU 273, IO50, IO101, IO102	39
CUE	51
Dedicated Controls	47
DPI	53
DPI V.2	53
Grundfos GO	52
GT-HR	56
LC, LCD	47
LiqTec	50
MMS	50
MP 204, CU 300, CU 301	51
MS	50
PM Rain	55
PM1, PM2 pressure managers	55
Pressure tanks	55
Rainwater control	28
RPI, RPI+T	53
RPS and DPS	54
VFI	54
VFS	54

Products A-Z

Accessories for dosing pumps and systems	22	CU 100	47
AFG	45	CU 200	39
ALPHA1	12	CU 300	51
ALPHA2 L	12	CU 301	51
ALPHA2 model A	13	CUE	51
ALPHA2 models B, C and D	13	DDA	20
AMD	45	DDC	20
AMG	45	DDE	20
BM	35	DDI	21
BMhp, BMSHp	36	Dedicated Controls	47
BMP	35	DIP	23
BMS hp	36	DIT-IR	23
BMS hs	36	DIT-L	23
BMST	36	DIT-M	23
BMSX	36	DME	21
CIM	52	DMH	22
CIU	52	DMX	21
CIU 273	39	DP	43
CM	26	DPI	53
CMB, PM1	27	DPI V.2	53
CMB, PM2	27	DPK	42
CMB-SP PM1	27	DPS	54
CMB-SP PM2	27	DTS	26
CMB, PS	27	durietta	31
CMB, PT	27	DW	42
CMBE	26	DWK	42
CME	26	EF	43
CMV	26	Euro-HYGIA®	30
Conex® DIA	22	F&B-HYGIA®	31
Conex® DIA-G	23	Fire DNF	18
Conex® DIS	22	Fire HSEF	18
Conex® DIS-G	23	GHP, GHPE	32
Conlift	49	Grundfos COMFORT (PM)	11
Contra	31	Grundfos GO	52
Control MPC	51	GT-HR	56
Control MPC Series 2000	52	HS	17
CR	28	Hydro MPC	33
CR DW	30	Hydro Multi-B	34
CR high pressure	29	Hydro Multi-E	33
CR Monitor	29	Hydro Multi-S	34
CRE	29	Hydro Solo-E	34
CRI	28	Hydro Solo-S	35
CRIE	29	IO50	39
CRN	28	IO101	39
CRN high pressure	29	IO102	39
CRNE	29	JP	40
CRT	30	JP Basic	39

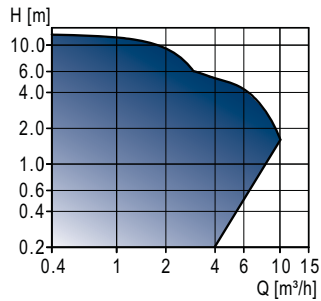


JP Booster	40	RMQ	41
JPC.	40	RPI	53
KP Basic	41	RPI+T.	53
KPL.	44	RPS.	54
KWM	44	RSI	38
LC	47	S pumps	44
LCD	47	SB	49
Liftaway B and C	48	SBA.	49
LiqTec	50	SE1.	46
MAGNA1	14	SEG	43
MAGNA3	14	Selcoperm 125-2000	24
MAXA	32	Selcoperm 5000-45000.	24
MAXANA	32	SEV.	46
MGFlex.	38	SIPLA.	32
MMS	50	SL1	46
MP 1	37	SLV	46
MP 204	51	Solar modules	39
MQ	41	Sololift2.	48
MS	50	SP	37
MTA	19	SP A	37
MTB	19	SP-G	37
MTH	18	SP-NE	37
MTR	18	SPK.	18
MTRE	18	SPKE	18
MTS	19	SQ	36
Multilift	48	SQE	36
NB	16	SQE-NE	37
NBE	16	SQFlex	38
NBG	16	SMG, SFG	45
NBGE	16	SRG	46
NK	17	SRP.	46
NKE	17	TP	14
NKG	17	TPE Series 1000	15
NKGE	17	TPE Series 2000	15
NOVAlobe	33	TPE2, TPE2 D	15
Oxiperm	25	TPE3, TPE3 D	16
Oxiperm Pro	25	Unilift, KPC	41
PM Rain	55	UP	11
Polydos.	25	UPA.	11
Pomona	43	UPS series 100.	11
PM1	55	UPS series 200.	13
PM2	55	UPS2	12
PM Rain	55	Vaccuperm	24
Pressure tanks	55	VFI	54
PS.G	45	VFS.	54
PS.R	44		
Rainwater control.	28		
RC	28		
RCME	27		



UP, UPS series 100

Circulator pumps, canned-rotor type



Technical data

Flow rate: max. 9.5 m³/h
 Head: max. 12 m
 Liquid temperature: -25 - +110 °C
 Operating pressure: max. 10 bar.

Applications

- Heating systems
- Domestic hot-water systems
- Cooling and air-conditioning systems.

Features and benefits

- Maintenance-free
- Low noise level
- Low energy consumption
- Wide range.

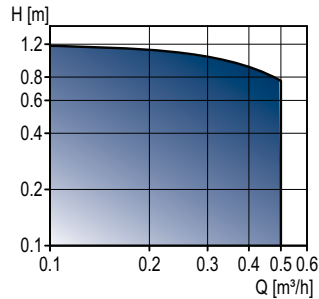
Options

- 24-hour timer
- Corrosion-resistant stainless-steel pump housing.



Grundfos COMFORT (PM)

Circulator pumps, canned-rotor type



Technical data

Flow rate: max. 0.5 m³/h
 Head: max. 1.2 m
 Liquid temperature: 2-95 °C
 Operating pressure: max. 10 bar.

Applications

- Domestic hot-water systems in single- and two-family houses
- Small heating systems
- Cooling and air-conditioning systems.

Features and benefits

- Maintenance-free
- Low noise level
- Low energy consumption down to 2.5 W
- Wide range
- Integrated dry-running protection
- Pump head fits on almost all competitor pump housings.

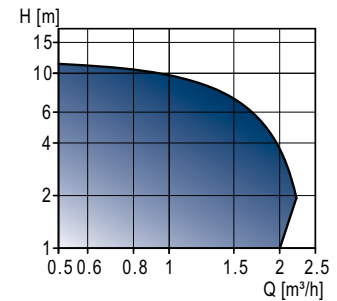
Options

- 24-hour timer
- Corrosion-resistant stainless-steel pump housing
- Adapting to the user pattern (AUTO_{ADAPT} variant)
- 3-speed variant available
- Adjustable thermostat.



UPA

Circulator pumps for pressure boosting in domestic applications



Technical data

Flow rate: max. 2.2 m³/h
 Head: max. 12 m
 Liquid temperature: 2-95 °C
 Operating pressure: max. 10 bar.

Applications

- Pressure boosting of hot and cold drinking water in residential homes.

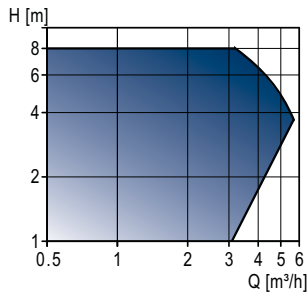
Features and benefits

- Flexibility: suitable for installation in existing systems
- Comfort: low-noise operation
- User-friendly: plug and play
- Reliability: renowned Grundfos quality
- Patented integrated flow switch.



UPS2

Circulator pumps, canned-rotor type



Technical data

Flow rate: max. 5.8 m³/h
 Head: max. 8 m
 Liquid temperature: 2-95 °C
 Operating pressure: max. 10 bar.

Applications

- Heating systems
- Cooling and air-conditioning systems.

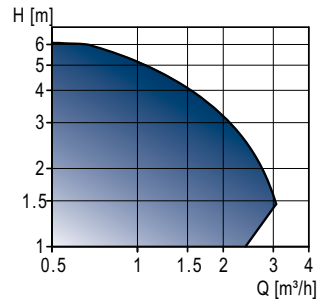
Features and benefits

- Low energy consumption
- Maintenance-free
- Low noise level
- Wide range
- Simple installation
- 3-speed proportional-pressure control
- 3-speed constant-curve control.



ALPHA1

Circulator pumps, canned-rotor type



Technical data

Flow rate: max. 3 m³/h
 Head: max. 6 m
 Liquid temperature: 2-110 °C
 Operating pressure: max. 10 bar.

Applications

- Heating systems
- Domestic hot-water systems
- Cooling and air-conditioning systems.

Features and benefits

- Low energy consumption
- Maintenance-free
- Low noise level
- Wide range
- Display of actual power consumption
- Simple installation (external plug for electrical connection)
- 2-speed proportional-pressure control
- 2-speed constant-pressure control
- 3-speed constant-curve control.

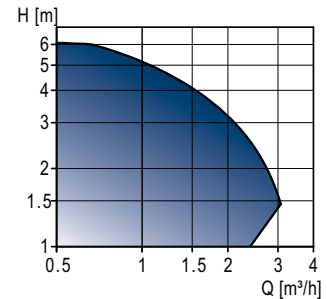
Options

- Air separator
- Wetted parts in stainless steel.



ALPHA2 L

Circulator pumps, canned-rotor type



Technical data

Flow rate: max. 3 m³/h
 Head: max. 6 m
 Liquid temperature: 2-110 °C
 Operating pressure: max. 10 bar.

Applications

- Heating systems
- Cooling and air-conditioning systems.

Features and benefits

- Low energy consumption
- Maintenance-free
- Low noise level
- Wide range
- Simple installation (external plug for electrical connection)
- 2-speed proportional-pressure control
- 2-speed constant-pressure control
- 3-speed constant-curve control.

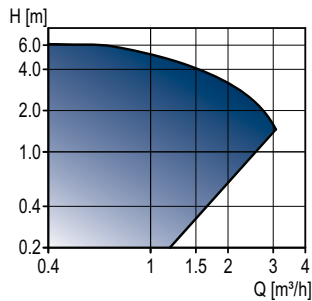
Options

Wetted parts in stainless steel.



ALPHA2 model A

Circulator pumps, canned-rotor type



Technical data

Flow rate: max. 10 m³/h
 Head: max. 6 m
 Liquid temperature: 2-110 °C
 Operating pressure: max. 10 bar.

Applications

- Heating systems
- Domestic hot-water systems
- Cooling and air-conditioning systems.

Features and benefits

- Low energy consumption; energy-labelling class A
- Maintenance-free
- Low noise level
- Wide range
- Automatic performance adjustment
- Display of actual power consumption
- Automatic night setback
- Simple installation (external plug for electrical connection)
- Single-speed or 2- or 3-speed performance adjustment.

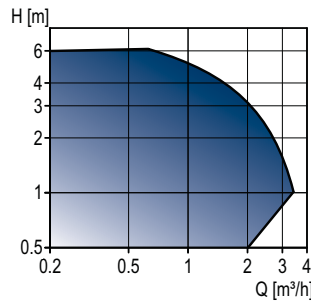
Options

- Air separator
- Wetted parts in stainless steel.



ALPHA2 models B, C and D

Circulator pumps, canned-rotor type



Technical data

Flow rate: max. 10 m³/h
 Head: max. 6 m
 Liquid temperature: 2-110 °C
 Operating pressure: max. 10 bar.

Applications

- Heating systems
- Domestic hot-water systems
- Cooling and air-conditioning systems.

Features and benefits

- Best Energy Efficiency Index (EEI) value in class
- Multiple automatic control modes
- Automatic performance adjustment
- Display of actual power consumption
- Display of actual flow rate
- Automatic night setback
- Maintenance-free
- Low noise level
- Very simple installation
- Manual summer mode
- AUTOSummer
- Dry-running protection
- High-torque start.

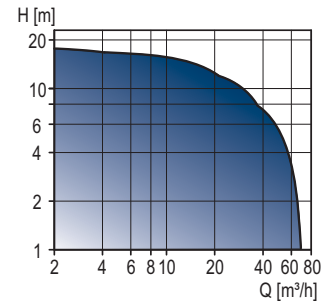
Options

- Air separator
- Wetted parts in stainless steel.



UPS series 200

Circulator pumps, canned-rotor type



Technical data

Flow rate: max. 70 m³/h
 Head: max. 18 m
 Liquid temperature: -10 - +120 °C
 Operating pressure: max. 10 bar.

Applications

- Heating systems
- Domestic hot-water systems
- Cooling and air-conditioning systems.

Features and benefits

- Maintenance-free
- Built-in thermal switch
- Low noise level
- Low energy consumption
- Single-phase with built-in protection module
- Wide range.

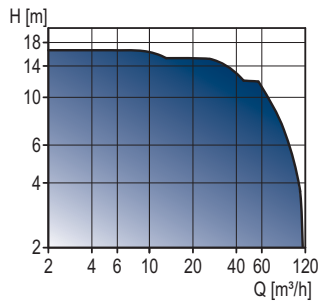
Options

- Protection module
- Relay module with fault signal or operating output
- Bronze pump housing
- Twin-head versions.



MAGNA1

Circulator pumps, canned-rotor type - electronically controlled



Technical data

Flow rate: max. 110 m³/h
 Head: max. 18 m
 Liquid temperature: -10 - +110 °C
 Operating pressure: max. 16 bar.

Applications

- Heating systems
- Domestic hot-water systems
- Air-conditioning and cooling systems
- Geothermal and solar systems.

Features and benefits

- Proportional-pressure control
- Constant-pressure control
- Constant-curve, constant-speed duty
- No external motor protection required.

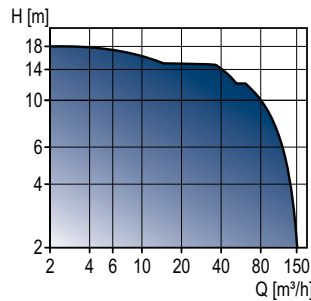
Options

- Stainless-steel pump housing
- Twin-head versions.



MAGNA3

Circulator pumps, canned-rotor type - electronically controlled



Technical data

Flow rate: max. 150 m³/h
 Head: max. 18 m
 Liquid temperature: -10 - +110 °C
 Operating pressure: max. 16 bar.

Applications

- Heating systems
- Domestic hot-water systems
- Air-conditioning and cooling systems
- Geothermal and solar systems.

Features and benefits

- Low energy consumption; all MAGNA3 pumps comply with the EuP 2015 requirements.
- FLOW_{ADAPT} control mode, i.e. a combination of the well-known AUTO_{ADAPT} mode and a new FLOW_{LIMIT} function
- Operating log
- Heat energy meter
- Multipump function
- Differential-temperature control.

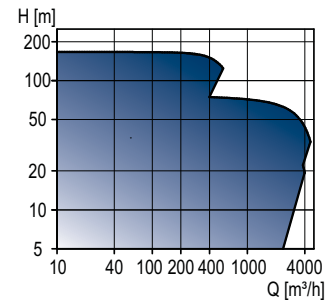
Options

- Stainless-steel pump housing
- Twin-head versions
- Wireless remote control by means of Grundfos GO.



TP

In-line circulator pumps, close-coupled type



Technical data

Flow rate: max. 4,600 m³/h
 Head: max. 170 m
 Liquid temperature: -25 - +150 °C
 Operating pressure: max. 25 bar.

Applications

- Heating systems
- District heating plants
- Local heating plants
- Domestic hot-water systems
- Cooling and air-conditioning systems
- District cooling plants
- Water supply systems.

Features and benefits

- Compact design with small footprint
- Wide range
- Standard IE3 motor
- Service-friendly, top pull-up design
- Various types of shaft seals depending on liquid, temperature and pressure.

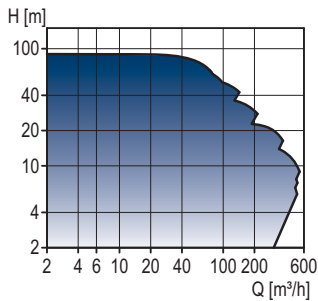
Options

- Bronze pump housing
- Bronze impeller
- Stainless-steel impeller
- Twin-head versions
- IE4 motor up to 45 kW.



TPE Series 2000

In-line circulator pumps - electronically controlled



Technical data

Flow rate: max. 550 m³/h
 Head: max. 90 m
 Liquid temperature: -25 - +140 °C
 Operating pressure: max. 16 bar.

Applications

- Heating systems
- Domestic hot-water systems
- Cooling and air-conditioning systems.

Features and benefits

- Low energy consumption
- Adaptation to existing operating conditions
- Simple installation
- Factory-fitted differential-pressure sensor
- Fitted with motors equivalent to IE3 (IE4 up to 2.2 kW).

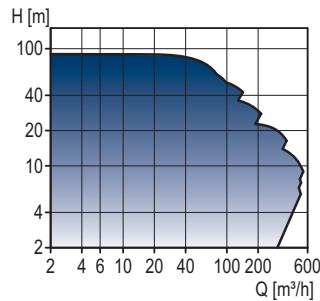
Options

- Wireless remote control by means of Grundfos GO
- Communication via GENIbus, BACnet MS/TP, LON, Modbus RTU or PROFIBUS DP
- Twin-head versions with built-in alternation/standby function.



TPE Series 1000

In-line circulator pumps - electronically controlled



Technical data

Flow rate: max. 550 m³/h
 Head: max. 90 m
 Liquid temperature: -25 - +140 °C
 Operating pressure: max. 16 bar.

Applications

- Heating systems
- District heating plants
- Local heating plants
- Domestic hot-water systems
- Cooling and air-conditioning systems
- District cooling plants
- Water supply systems.

Features and benefits

- Low energy consumption
- Adaptation to existing operating conditions
- Many control facilities.
- Fitted with motors equivalent to IE3 (IE4 up to 2.2 kW).

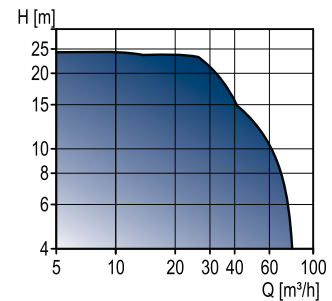
Options

- Wireless remote control by means of Grundfos GO
- Communication via GENIbus, BACnet MS/TP, LON, Modbus RTU or PROFIBUS DP.
- Twin-head versions with built-in alternation/standby function.



TPE2, TPE2 D

In-line circulator pumps - electronically controlled



Technical data

Flow rate: max. 78 m³/h
 Head: max. 25 m
 Liquid temperature: -25 - +120 °C
 Operating pressure: max. 16 bar.

Applications

- Heating and cooling systems
- District heating plants
- Domestic hot-water systems.

Features and benefits

- Low energy consumption
- Simple installation
- Differential-temperature or differential-pressure control with 2 sensors
- 9 possibilities of setpoint influence
- Limit-exceeded function
- Fitted with motors equivalent to IE4.

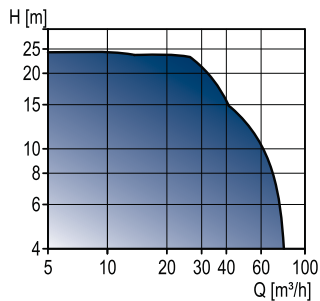
Options

- Wireless remote control by means of Grundfos GO
- Communication via LON, PROFIBUS DP, Modbus RTU/TCP, GSM/GPRS, GRM, BACnet IP/MS/TP or PROFINET IO
- Twin-head versions with built-in alternation/standby/cascade function.



TPE3, TPE3 D

In-line circulator pumps - electronically controlled



Technical data

Flow rate: max. 78 m³/h
 Head: max. 25 m
 Liquid temperature: -25 - +120 °C
 Operating pressure: max. 16 bar.

Applications

- Heating and cooling systems
- District heating plants
- Domestic hot-water systems.

Features and benefits

- Low energy consumption
- Simple installation
- TFT colour display
- Factory-fitted differential-pressure and temperature sensor
- AUTO_{ADAPT}, FLOW_{LIMIT}, FLOW_{ADAPT}
- Differential-temperature or differential-pressure control with 2 sensors
- Fitted with motor equivalent to IE4.

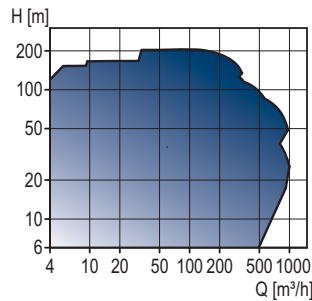
Options

- Wireless remote control by means of Grundfos GO
- Communication via LON, PROFIBUS DP, Modbus RTU/TCP, GSM/GPRS, GRM, BACnet IP/MS/TP or PROFINET IO
- Twin-head versions with built-in alternation/standby/cascade function.



NB, NBG

Single-stage standard pumps



Technical data


Flow rate: max. 1000 m³/h
 Head: max. 160 m
 Liquid temperature: -25 - +140 °C
 Operating pressure: max. 25 bar.

Applications

- District heating plants
- Heating systems for blocks of flats
- Air-conditioning systems
- Cooling systems
- Washdown systems
- Other industrial systems.

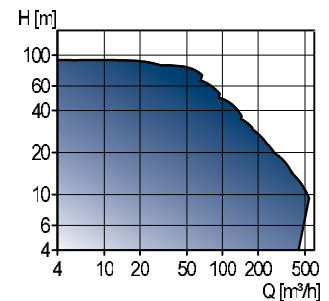
Features and benefits

- Standard dimensions according to EN and ISO standards
- Compact design
- Flexible pump range
- Standard motor
- EN 12756 shaft seal.



NBE, NBGE

Single-stage standard pumps - electronically controlled



Technical data

Flow rate: max. 550 m³/h
 Head: max. 100 m
 Liquid temperature: -25 - +140 °C
 Operating pressure: max. 25 bar.

Applications


- District heating plants
- Heating systems for blocks of flats
- Air-conditioning systems
- Cooling systems
- Washdown systems
- Other industrial systems.

Features and benefits

- Standard dimensions according to EN and ISO standards
- Compact design
- Flexible pump range
- Standard motor
- EN 12756 shaft seal.

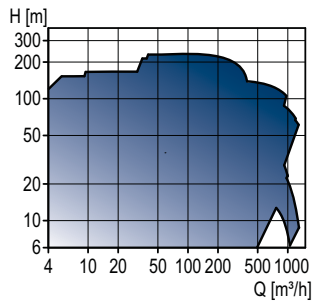
Optional

- Wireless remote control by means of Grundfos GO
- Communication via GENiBus, BACnet MS/TP, LON, Modbus RTU or PROFIBUS DP.



NK, NKG

Single-stage standard pumps according to EN 733, ISO 2858 and ISO 5199



Technical data


Flow rate: max. 1,170 m³/h
 Head: max. 160 m
 Liquid temperature: -25 - +140 °C
 Operating pressure: max. 25 bar.

Applications

- District heating plants
- Water supply systems
- Air-conditioning systems
- Cooling system
- Washdown system
- Firefighting systems
- Other industrial systems.

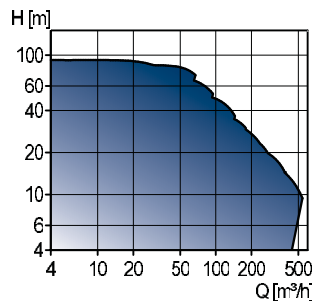
Features and benefits

- Standard dimensions according to EN and ISO standards
- Robust design
- Standard motor
- EN 12756 shaft seal.



NKE, NKGE

Single-stage standard pumps according to EN 733, ISO 2858 and ISO 5199 - electronically controlled



Technical data

Flow rate: max. 550 m³/h
 Head: max. 100 m
 Liquid temperature: -25 - +140 °C
 Operating pressure: max. 25 bar.

Applications

- District heating plants
- Water supply systems
- Air-conditioning systems
- Cooling systems
- Washdown systems
- Other industrial systems.

Features and benefits

- Standard dimensions according to EN and ISO standards
- Robust design
- Standard motor
- EN 12756 shaft seal.

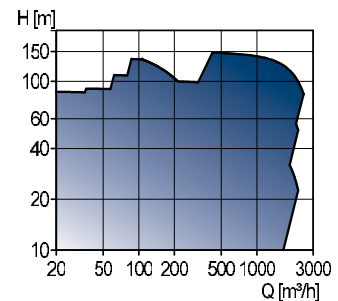
Options

- Wireless remote control by means of Grundfos GO
- Communication via GENIbus, BACnet MS/TP, LON, Modbus RTU or PROFIBUS DP.



HS

Horizontal split case pumps



Technical data

Flow rate: max. 2,500 m³/h
 Head: max. 148 m
 Liquid temperature: -12 - +100 °C
 Operating pressure: max. 16 bar.

Applications

- Water supply systems
- Air-conditioning systems
- Cooling systems
- Irrigation systems
- Other industrial systems
- District heating systems.

Features and benefits

- Robust between-bearing design
- Double suction to reduce axial forces
- Double volute casing to reduce radial load
- Removable bearing housing for easy maintenance
- Many variants available
- Flange dimensions according to EN 1092-2 (DIN 2501).

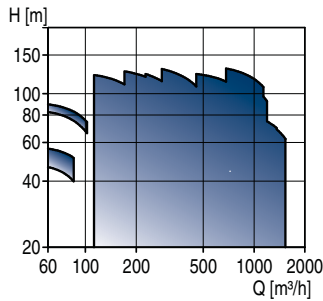
Options

- Cast-iron housing
- Stuffing box
- Stainless-steel impeller.



Fire DNF, Fire HSEF

Fire pump sets



Technical data

With electric motor
 Flow rate: 250-4500 gpm
 Head: max. 182 psi

With diesel engine
 Flow rate: 250-4000 gpm
 Head: max. 212 psi
 Liquid temperature: 5-40 °C.

Applications

- Fire pump sets for firefighting systems.

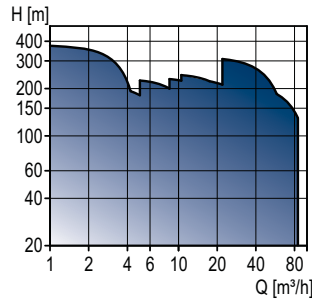
Features and benefits

- With electric motor or diesel engine
- FM-approved and UL-listed
- Simple installation and easy maintenance
- Designed for superior functionality and performance reliability.



MTR, MTH, SPK

Multistage centrifugal immersible pumps



Technical data

Flow rate: max. 85 m³/h
 Head: max. 238 m
 Liquid temperature: -10 - +90 °C
 Operating pressure: max. 25 bar.

Applications

- Machine tools
- Components washing machines
- Chiller units
- Industrial washing machines
- Filter and conveyor systems
- Temperature control
- Boiler feed
- General pressure boosting.

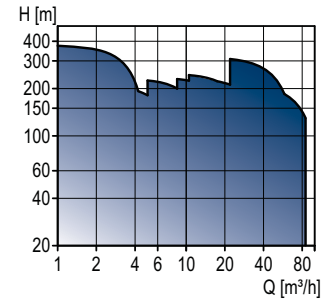
Features and benefits

- Flexible installation length
- Wide range
- Reliability
- Service-friendly
- Simple installation
- Space-saving
- High efficiency.



MTRE, SPKE

Multistage centrifugal immersible pumps - electronically controlled



Technical data

Flow rate: max. 85 m³/h
 Head: max. 380 m
 Liquid temperature: -10 - +90 °C
 Operating pressure: max. 25 bar.

Applications

- Machine tools
- Components washing machines
- Chiller units
- Industrial washing machines
- Filter and conveyor systems
- Temperature control
- Boiler feed
- General pressure boosting.

Features and benefits

- Wide range
- Reliability
- Service-friendly
- Simple installation
- Space-saving
- High efficiency
- Many control facilities.

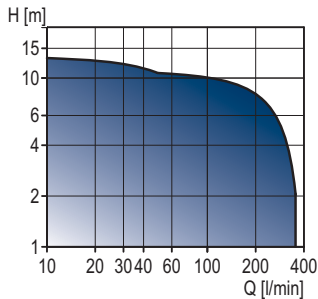
Options

- Wireless remote control by means of Grundfos GO.



MTA

Single-stage coolant pump



Technical data

Flow rate: max. 355 l/min
 Head: max. 13.5 m
 Liquid temperature: 0-60 °C.

Applications

- Machine tools
- Filter and conveyor systems.

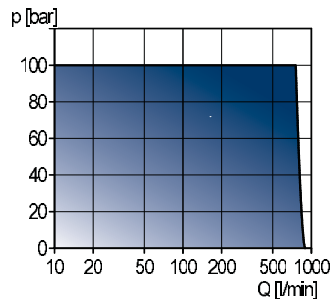
Features and benefits

- High-efficiency motor and hydraulic
- Wide range
- Flexible installation length
- Reliability
- No shaft seal
- Semi-open impeller
- Easy installation.



MTS

High-pressure pumps for tank top installation



Technical data

Flow rate: max. 850 l/min
 Head: max. 120 bar
 Liquid temperature: 0-80 °C
 Operating pressure: max. 130 bar.

Applications

Pumping of coolants in machine tool applications, such as:

- deep-hole drilling
- grinding
- cutting.

Features and benefits

- High efficiency
- Wear-resistant
- Compact design
- Low noise level/pulsation.

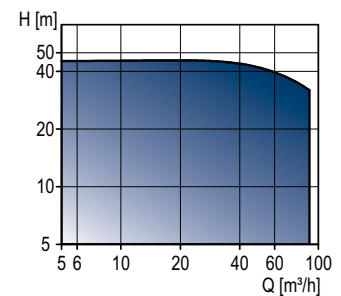
Options

- Dry installation
- Mechanical shaft seal
- Variety of connections.



MTB

Single-stage centrifugal end-suction pumps with semi-open impeller



Technical data

Flow rate: max. 90 m³/h
 Head: max. 47 m
 Liquid temperature: -10 - +90 °C
 Operating pressure: max. 16 bar.

Applications

- Machine centres
- Coolant systems
- Filtration plants
- Grinding machines
- Parts cleaning systems
- Other industrial applications where semi-open impellers are needed.

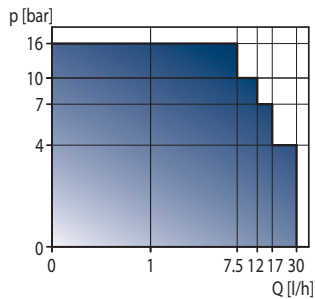
Features and benefits

- Standard dimension according to EN and ISO standards
- Compact design
- Semi-open impeller/effective solid handling
- Standard IE2 motor.



DDA

Digital diaphragm dosing pumps



Technical data

Capacity, Q: max. 30 l/h
 Pressure, p: max. 16 bar
 Turn-down ratio: 1:3000 or 1:1000
 Liquid temperature: max. 45 °C.

Applications

- High-end solution
- Water and wastewater treatment
 - Process water
 - Food and beverage industry
 - Ultrafiltration and reverse osmosis
 - Pulp and paper industry.

Features and benefits

- Internal stroke-speed and frequency control
- Manual, pulse and 0/4-20 mA control
- Batch, timer cycle, timer week control
- FlowControl with selective fault diagnosis, pressure monitoring
- Integrated flow measurement and AutoFlowAdapt
- 0/4-20 mA and 2 relay outputs
- Auto deaeration
- Power supply 100-240 V, 50/60 Hz.

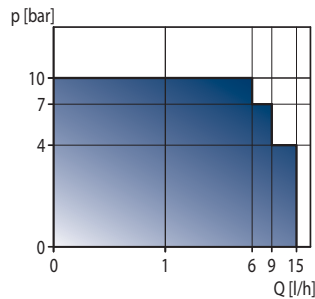
Options

- E-box for PROFIBUS or Modbus.



DDC

Digital diaphragm dosing pumps



Technical data

Capacity, Q: max. 15 l/h
 Pressure, p: max. 10 bar
 Turn-down ratio: 1:1000
 Liquid temperature: max. 45 °C.

Applications

- Optimum price-performance ratio.
- Water and wastewater treatment
 - Boiler feed water
 - Swimming pool water
 - Cooling tower
 - Chemical industry.

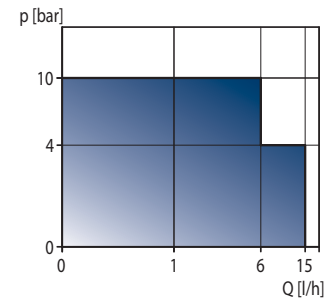
Features and benefits

- Internal stroke-speed and frequency control with stepper motor
- Flexible control cube and mounting plate
- Click wheel and graphical display
- Capacity setting in ml/h, l/h, or gph
- Manual, pulse and 0/4-20 mA control
- 2 relay outputs
- Smooth dosing of degassing liquids
- Slow mode
- Power supply 100-240 V, 50/60 Hz.



DDE

Digital diaphragm dosing pumps



Technical data

Capacity, Q: max. 15 l/h
 Pressure, p: max. 10 bar
 Turn-down ratio: 1:1000
 Liquid temperature: max. 45 °C.

Applications

- Digital Dosing for basic applications.
- Water and wastewater treatment
 - Swimming pool water
 - Cooling tower
 - Chemical industry
 - Car wash
 - Irrigation.

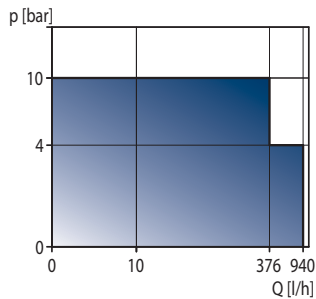
Features and benefits

- Internal stroke-speed and frequency control with stepper motor
- Only two models from 0.006 to 15 l/h
- Smooth continuous dosing
- Always full stroke length
- Flexible mounting plate
- Capacity adjustment knob
- Manual control (0.1 - 100 %)
- Pulse control (1:n)
- External stop and empty-tank input
- Power supply 100-240 V, 50/60 Hz.



DME

Digital diaphragm dosing pumps



Technical data

Capacity, Q: max. 940 l/h
 Pressure, p: max. 10 bar
 Liquid temperature: max. 50 °C.

Applications

- Water and wastewater treatment
- Process plants
- Filtration systems
- Paper production
- Food and beverage industry.

Features and benefits

- Capacity setting in ml/h or l/h
- Internal stroke-speed and frequency control with brushless DC motor
- Front- or side-fitted control panel with display
- Control panel lock
- 4-20 mA control
- Pulse-/timer-based batch control
- Anti-cavitation function
- Easy calibration function
- Diaphragm leakage sensor.

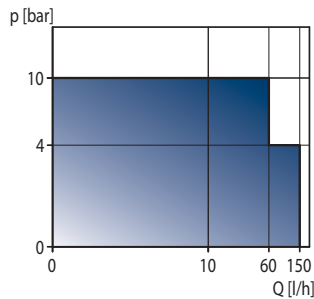
Options

- Fieldbus communication module.



DDI

Digital diaphragm dosing pumps



Technical data

Capacity, Q: max. 150 l/h
 Pressure, p: max. 10 bar
 Liquid temperature: max. 50 °C.

Applications

- Water and wastewater treatment
- Process plants
- Paper production
- Food and beverage industry.

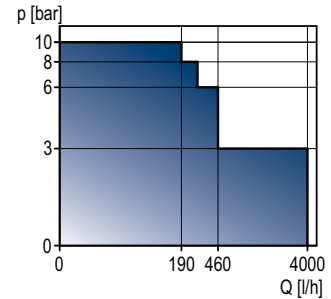
Features and benefits

- Internal stroke-speed and frequency control with brushless DC-motor
- Capacity setting in ml/h or l/h
- Smooth dosing through variable speed
- Reliable dosing of viscous liquids
- Side-fitted control panel
- Manual/pulse control
- 4-20 mA control
- Easy calibration
- Pioneering system for flow and pressure monitoring in the dosing head (control variant AF)
- PROFIBUS interface (control variant AP).



DMX

Motor-driven diaphragm dosing pumps



Technical data

Capacity, Q: max. 4000 l/h
 (pump with two heads: 2 x 4000 l/h)
 Pressure, p: max. 10 bar
 Liquid temperature: max. 50 °C.

Applications

- Drinking-water treatment
- Wastewater treatment (settlement/sludge treatment)
- Pulp and paper industry
- Textile industry
- Industrial water and wastewater treatment
- Cooling tower.

Features and benefits

- Robust design
- Stroke-length adjustment.

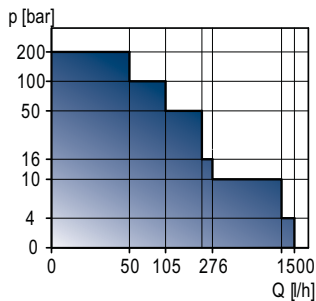
Options

- Frequency converter (PROFIBUS, PROFINET, 4-20 mA control, alarm signals)
- Pulse control (control variant AR)
- Analog control (control variant AR)
- Level input from storage tank (control variant AR)
- With ATEX approval (DMX 226).



DMH

Hydraulic piston diaphragm dosing pump



Technical data

Capacity, Q: max. 1,500 l/h
(pump with two heads: 2 x 1500 l/h)

Pressure, p: max. 200 bar

Liquid temperature: max. 90 °C.

Applications

- Oil refinery industry
- Heavy-duty applications
- Pulp/paper and textile industries
- Cooling tower, power plants
- Industrial water and wastewater treatment.

Features and benefits

- Designed for heavy-duty operation
- Stroke-length adjustment
- Long life due to piston diaphragm technology
- Full PTFE diaphragm.

Options

- Frequency converter (PROFIBUS, PROFINET, 4-20 mA control, alarm signals)
- Available with API 675 approval
- Available with ATEX approval
- Servo motor for stroke-length adjustment.



Accessories for dosing pumps and systems

Accessories

- Installation kits
- Tubing
- Pump connections
- Foot valves
- Suction lines
- Injection valves
- Pressure-relief valves
- Pressure-loading valves
- Multifunction valve
- Pulsation dampers
- Tanks
- Agitators and mixers
- Automatic venting valves
- Diaphragm leakage sensor
- Dosing monitor
- Flowmeter
- Water meter
- Cables and plugs.



Conex[®] DIA, DIS

Measurement and control systems for dosing instrumentation

Technical data

Amplifier parameters:

Conex[®] DIA-1: Cl₂, ClO₂, O₃, PAA, H₂O₂, pH, redox (ORP).

Conex[®] DIA-2: parameter 1: Cl₂, ClO₂, O₃, H₂O₂.
parameter 2: pH.

Conex[®] DIA-2Q: parameter 1: Cl₂, ClO₂, O₃, PAA, H₂O₂.
parameter 2: pH or redox (ORP).

Conex[®] DIS-C: conductivity (inductive or conductive probes).

Conex[®] DIS-PR: pH or redox (ORP).

Conex[®] DIS-D: Cl₂, ClO₂, O₃.

Applications

Instrumentation in disinfection processes:

- drinking water
- industrial water
- wastewater (only effluent)
- pool water.

Features and benefits

- User-friendly plain-text menu and operator prompting.
- Device calibration feature with plausibility check prevents errors.
- Multilingual menu.
- Self-monitoring feature ensures excellent water quality at all times.
- Compensation for disturbance factors ensures precise measurement which reduces chemical consumption.
- Available as a preassembled system.



DIP

Measurement and control systems for dosing instrumentation

Technical data

Amplifier parameters:
 DIP: 1: Cl₂, ClO₂, O₃
 2: pH
 3: redox (ORP).

Applications

Instrumentation in disinfection processes:

- drinking water
- industrial water
- wastewater (only effluent)
- pool water.

Features and benefits

- User-friendly plain-text menu and operator prompting.
- Device calibration feature with plausibility check prevents errors occurring.
- Multilingual menu.
- Self-monitoring feature ensures excellent water quality at all times.
- Compensation for disturbance factors ensures precise measurement which reduces chemical consumption.
- Available as a preassembled system (amplifier and measuring cell) mounted on a plate and ready for connection.



Conex[®] DIA-G, DIS-G

Gas warning systems

Technical data

Conex[®] DIA-G:
 Intelligent, membrane-covered gas sensors with integrated RAM for challenging measuring tasks.

Sensor type, production number, manufacturing date and slope are stored in the memory. Gas warning system for Cl₂, ClO₂, O₃ (amperometric and potentiostatic probes) and NH₃, HCl (potentiostatic probes).

Conex[®] DIS-G:

Rugged, low-budget gas sensors for dry rooms. Gas warning system for Cl₂, ClO₂, O₃ (amperometric probes).

Applications

- Gas dosing installations
- Monitoring of gas storage rooms.

Features and benefits

- Capable of monitoring two different gas storage rooms or two different gases at the same time.
- Simultaneous measurement and display of two measuring parameters
 - Optimum safety
 - Very short response time
 - Long and maintenance-free sensor service life
 - Automatic sensor recognition and auto calibration
 - Separate sensor interface for Conex[®] DIA-G for each potentiostatic sensor
 - Internal CAN bus for the connection of potentiostatic sensors
 - Optional acoustic and visual alarm device.



DIT-M, DIT-L, DIT-IR

Photometer for water analysis and calibration of measurement systems

Technical data

Measuring parameters:

- DIT-M: aluminium, bromine, chlorine (free, total, combined), chlorine dioxide, chloride, chlorite, cyanuric acid, iron, fluoride, manganese, ozone, phosphate, pH, acid capacity KS 4.3, hydrogen peroxide
- DIT-L: chlorine, chlorine dioxide, chlorite or ozone as well as the pH value.

Applications

The compact hand photometers DIT-M and DIT-L are dedicated for routine analysis in water treatment monitoring and for calibration of measurement and control systems.

- Drinking-water treatment
- Swimming pool water treatment
- Industrial water treatment.

Features and benefits

- Compact and ergonomic design
- High operating convenience
- DIT-M: Multilingual plain-text operator prompting
- DIT-L: Language-neutral user interface
- Interference filters and long-term stable LEDs without moving parts
- Long-term stable reagent tablets.

Options

- Data transfer to a PC or a printer with the optional DIT-IR infrared interface module.



Vaccuperm

Full-vacuum chlorine gas dosing systems for disinfection

Technical data

VGB: max. 2 kg/h
 VGA: max. 10 kg/h
 VGS: max. 200 kg/h.

Applications

- Drinking-water treatment (municipal waterworks)
- Treatment of industrial wastewater
- Water treatment in public swimming pools.

Features and benefits

- Reliable full-vacuum systems
- Approved disinfection method complying with WHO drinking water guidelines
- Systems for direct installation on chlorine gas cylinders or drums or for installation in header lines
- Fully automated systems (wall- or floor-mounted)
- Precise regulation and dosing of gaseous chlorine
- Simple handling and user-friendly design
- Complete range of accessories available on request: injectors, automatic changeover units, evaporators, liquid traps.



Selcoperm 125-2000

On-site generation of sodium hypochlorite for disinfection

Technical data


Capacity: 110-1800 g/h
 Water consumption: 140-170 l per kg of prepared chlorine
 Salt consumption: approx. 4 to 4.5 kg per kg of prepared chlorine
 Sodium hypochlorite concentration: 0.6 - 0.7 %
 Power consumption: approx. 5.5 - 6.5 kWh per kg of prepared chlorine.

Applications

- Water treatment in municipal waterworks and with independent water suppliers
- Treatment of industrial wastewater
- Treatment of industrial process water and water in cooling towers
- Water treatment in public swimming pools, hotel pools and therapy pools.

Features and benefits

- Turn-key systems
- Only water, common salt and electricity are needed for the Selcoperm electrolysis method
- Fresh disinfectant solution (hypochlorite) is always available
- Simple handling and user-friendly design
- Approved disinfection method complying with WHO drinking water guidelines and many local regulations
- Low maintenance and a long service life due to robust components.



Selcoperm 5000-45000

On-site generation of sodium hypochlorite for disinfection

Technical data

Capacity: 5000-45000 g/h
 Water consumption: 125 l per kg of prepared chlorine
 Salt consumption: Max. 3.5 kg per kg of prepared chlorine
 Sodium hypochlorite concentration: 0.8 %
 Power consumption (AC): Max. 5.4 kWh per kg of prepared chlorine.

Applications

- Water treatment in municipal waterworks and with independent water suppliers
- Treatment of industrial wastewater
- Treatment of industrial process water and water in cooling towers.

Features and benefits

- Robust turn-key systems
- Safe and reliable method of producing sodium hypochlorite on site
- Common salt is the base material and nontoxic, easy to store and handle.
- Only water, common salt and electricity are needed for the electrolysis, and operating costs are very low.
- Fresh sodium hypochlorite is always on hand; the disinfectant solution does not dissociate like commercial sodium hypochlorite solutions.
- Low formation of chlorate as a by-product
- Low maintenance and a long service life due to robust components.



Oxiperm

Chlorine dioxide preparation and dosing systems for disinfection

Technical data

OCD-164

- Hypochlorous acid/sodium chlorite method with diluted chemicals:
 - HCl: 9 % by weight
 - NaClO₂: 7.5 % by weight
- Capacity: 30-2000 g/h.

OCC-164

- Hypochlorous acid/sodium chlorite method with concentrated chemicals:
 - HCl: 33 % by weight
 - NaClO₂: 24.5 % by weight
- Capacity: up to 10 kg/h.

OCG-166

- Chlorine gas/sodium chlorite method:
 - NaClO₂: 24.5 % by weight
 - Cl₂: 3 g/l
- Capacity: up to 10 kg/h.

Applications

- Water treatment in municipal waterworks, hotels, hospitals, retirement homes, sports facilities
- Prophylaxis of legionella
- Treatment of industrial process water, washing water and cooling circuit water
- Disinfection in bottle wash systems, rinsers, CIP systems
- Disinfection in dairies (condenser vapour, pasteurization).

Features and benefits

- On-site preparation of chlorine dioxide
- Ergonomic design
- Optimum process monitoring
- Innovative dosing and calibration technology
- Complete chemical reaction within a minimum of time
- Low consumption of chemicals.



Oxiperm Pro

Disinfection system

Technical data

OCD-162

- Capacity: up to 60 g/h
- Concentration of chemicals:
 - HCl: 9 % by weight
 - NaClO₂: 7.5 % by weight.

Applications

- Water treatment in municipal waterworks, hotels, hospitals, retirement homes, sports facilities, shower facilities
- Combating and prophylaxis of Legionella
- Treatment of industrial process water, washing water and cooling circuit water
- Treatment of brewing water
- Disinfection in bottle wash systems, rinsers, CIP systems
- Disinfection in dairies (condenser vapour, pasteurisation).

Features and benefits

- Compact system to be installed in confined spaces.
- Ergonomic design. Operation and maintenance are performed from the front.
- On-site preparation of chlorine dioxide.
- Optional with chlorine dioxide control
- Simple assembly and startup. The system can be connected and put into operation with limited interruption of the water supply.
- Complete chemical reaction within a minimum of time.
- Low operating costs and low consumption of chemicals.



Polydos

Preparation systems for dry material and liquid polymers

Technical data

Standardised and customised installations
 Preparation capacity: max. 11,000 l/h
 Viscosity of prepared solution: max. 2,500 mPa s.

Applications

Preparation of polymers, lime, activated carbon, aluminium sulphate, etc. for water, wastewater and sludge treatment.

Features and benefits

- Polydos: One-, two- or three-chamber units for handling, preparation and dosing of dry and liquid polymers and other material.
- Includes dry and liquid material feeding system.
- Fully automatic systems with PLC control.
- Graphic display with multilingual user interface.
- Preparation and ripening chamber with electric agitators (optional for the dosing chamber).
- Ultrasonic sensor for continuous level control.
- Water apparatus with shut-off valve, solenoid valve (24 VDC), pressure-reducing valve and contact water meter.



DTS

Dosing tank stations

Technical data

A DTS includes a tank and some installation material, and is prepared for one of the following dosing pumps: DDA, DDC, DDE, DDI 60-10 and DMX up to 50 l/h.

Components available for DTS:

- Mounting material for the dosing pumps: DDA, DDC, DDE, DDI 60-10 and DMX up to 50 l/h.
- Dosing tanks up to 1000 l
- Electric agitator or hand mixer
- Collecting tray
- Suction line with flow switch for empty/pre-empty indication
- Multifunction valve
- Injection unit
- Dosing line
- Drain valve
- Tank inlet valve.

Dosing tank stations are preassembled from the factory. The dosing pump has to be ordered separately.

Applications

- Water and wastewater treatment
- Washing systems
- Swimming pools
- Process plants
- Paper production
- Food and beverage industry.

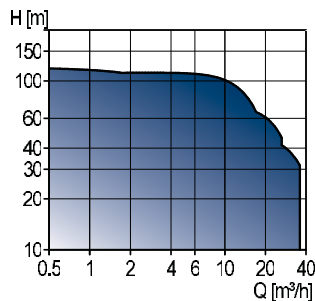
Features and benefits

- Flexible systems for a wide range of applications and dosing tasks
- Suitable for a lot of chemical media due to high quality materials
- Minimised installation and commissioning effort.



CM, CME, CMV

Multistage centrifugal pumps



Technical data

Flow rate: max. 36 m³/h
 Head: max. 130 m
 Liquid temperature: -30 - +120 °C
 Operating pressure: max. 16 bar.

Applications


- Washing and cleaning
- Water treatment
- Temperature control
- Pressure boosting.

Features and benefits

- Compact design
- Modular design
- Very low noise level down to 50 dB(A).

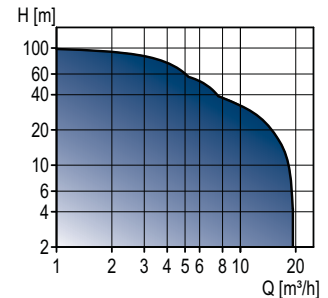
Options

- Customised products
- Built-in or stand-alone
- Variable frequency drive.
- Available as a self-priming variant with a suction lift of up to 8 metres.



CMBE

Frequency controlled booster systems



Technical data


Flow rate: max. 7.6 m³/h
 Head: max. 99 m
 Liquid temperature: 0-60 °C
 Operating pressure: max. 10 bar.

Applications

- Single-family houses
- Two-family houses
- Cluster homes
- Blocks of flats
- Schools
- Small hotels/guest houses
- Small office buildings.

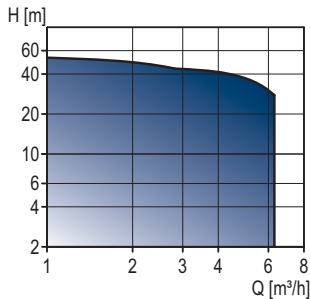
Features and benefits

- Constant pressure via integrated speed control
- Compact construction
- Robust, stainless steel
- Easy installation
- Dry-running protection
- Low noise level, 55 dB(A)
- Available with inlet pressure switch that meets DIN 1988-500
- Low energy consumption.



CMB PM1, CMB-SP PM1, CMB PM2, CMB-SP PM2

Pressure manager booster systems



Technical data

Flow rate: max. 6.5 m³/h
 Head: max. 55 m
 Liquid temperature: 0-60 °C
 Operating pressure: max. 10 bar.

Applications

- Single- and two-family houses
- Cluster homes
- Blocks of flats
- Schools
- Small hotels/guest houses
- Small office buildings.

Features and benefits

- Cast-iron and stainless-steel variants
- Compact
- Easy installation
- Automatic resetting of alarms
- Dry-running protection
- Anti-cycling (leakage detection)
- Maximum continuous operating time (CMB PM2 only)
- Self-priming down to 8 metres (CMB-SP only).

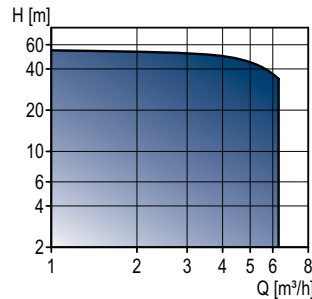
Options

- Available as a self-priming variant with a suction lift of up to 8 metres.



CMB PT, CMB PS

Booster systems with CM pumps



Technical data

Flow rate: max. 6.2 m³/h
 Head: max. 47 m
 Liquid temperature: 0-60 °C
 Operating pressure: max. 10 bar.

Applications

- Single- and two-family houses
- Cluster homes
- Blocks of flats
- Schools
- Small hotels/guest houses
- Small office buildings.

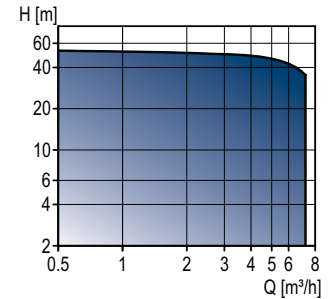
Features and benefits

- CM pump
- Pressure tank to minimise the number of pumps starts
- Motor protection (single-phase variants)
- Automatic operation.



RCME

Rainwater harvesting system with buffer tank, CME Booster and feed pump



Technical data


Flow rate: max. 6 m³/h
 Head: max. 50 m
 Liquid temperature: 3-40 °C
 Operating pressure: max. 10 bar.

Applications

- Rainwater harvesting
- Cleaning systems
- Washing machines
- Toilet flushing
- Garden irrigation.

Features and benefits

- Compact solution
- High reliability
- Simple installation
- User-friendly control panel.
- Digital outputs for BMS system.



Rainwater control

Control and monitoring unit for rainwater harvesting

Technical data

Supply voltage: 3 x 400 V
 Enclosure class: IP54
 All motor sizes can be connected.

Applications

- Rainwater harvesting
- Cleaning systems
- Washing machines
- Toilet flushing
- Garden irrigation.

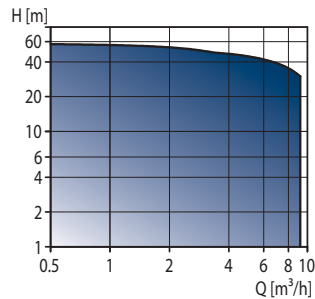
Features and benefits

- Easy installation and startup
- Simple control
- Application-optimised software
- User-friendly control panel
- Fully scalable for pump and tanks
- Digital outputs for BMS system.



RC

Canned motor refrigerant circulation pumps



Technical data

Flow rate: max. 8.8 m³/h
 Head: max. 55 m
 Liquid temperature: -55 - +40 °C
 Operating pressure: max. 52 bar g
 Refrigerants: R744 (CO₂), R717 (NH₃), HFCs

Applications

- Circulation of refrigerants in refrigeration systems
- Transport of refrigerants.

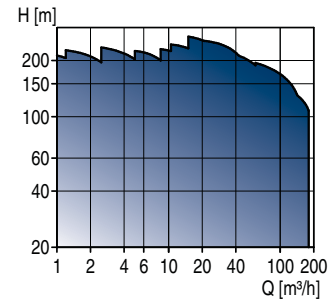
Features and benefits

- Designed and optimised for CO₂
- Low-energy consumption
- Easy integration into system
- Lightweight and compact design.



CR, CRI, CRN

Multistage centrifugal pumps



Technical data

Flow rate: max. 180 m³/h
 Head: max. 330 m
 Liquid temperature: -40 - +180 °C
 Operating pressure: max. 33 bar.

Applications

- Washing systems
- Cooling and air-conditioning systems
- Water supply systems
- Water treatment systems
- Firefighting systems
- Industrial plants
- Boiler feed systems.

Features and benefits

- Reliability
- High efficiency
- Service-friendly
- Space-saving
- Suitable for slightly aggressive liquids.

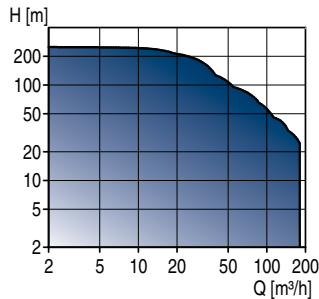
Options

- Dry-running protection and motor protection via LiqTec.



CRE, CRIE, CRNE

Multistage centrifugal pumps - electronically controlled



Technical data

Flow rate: max. 180 m³/h
 Head: max. 250 m
 Liquid temperature: -40 - +180 °C
 Operating pressure: max. 33 bar.

Applications

- Washing systems
- Cooling and air-conditioning systems
- Water supply systems
- Water treatment systems
- Firefighting systems
- Industrial plants
- Boiler feed systems.

Features and benefits

- Wide range
- Reliability
- In-line design
- High efficiency
- Service-friendly
- Space-saving
- Many control facilities.

Options

- Wireless remote control by means of Grundfos GO.



CR Monitor

Monitoring of pump efficiency, cavitation and performance

Technical data

Supported pumps: CR, CRI, CRN, CRN MAGdrive
 Motor range: 1.1 - 75 kW
 Enclosure class: IP54.

Available for pumps with standard MG/Siemens motors, MG/Siemens motors supplied from a Grundfos CUE frequency converter and MGE motors with integrated frequency converter.

Applications

- Pumps in demanding applications where zero downtime is required.
- Pumps exposed to extreme wear or clogging due to materials in the pumped liquid.
- Pumps in processes where continuous monitoring and control are essential.

Features and benefits

- Detects if the pump efficiency is reduced.
- Detects if the pump is about to cavitate.
- Detects if the pump is running outside its normal operating range.
- Enables planning of pump maintenance in order to prevent unplanned downtime.

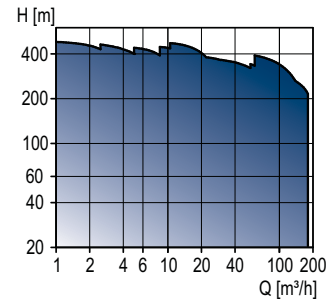
Options

- 24/7 monitoring of operation and protection of equipment
- Bus communication to SCADA system or Web-link
- Data collection, monitoring and setting through local PC or via internet.



CR, CRN high pressure

Multistage centrifugal pumps



Technical data

Flow rate: max. 180 m³/h
 Head: max. 480 m
 Liquid temperature: -30 - +120 °C
 Operating pressure: max. 50 bar.

Applications

- Washing systems
- Water treatment systems
- Industrial plants
- Boiler feed systems.

Features and benefits

- Reliability
- High pressures
- Service-friendly
- Space-saving
- Suitable for slightly aggressive liquids
- Single-pump solution enabling high pressure.

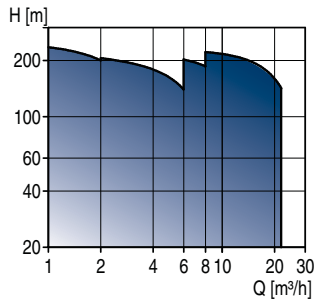
Options

- Dry-running protection and motor protection via LiqTec.



CRT

Multistage centrifugal pumps



Technical data

Flow rate: max. 22 m³/h
 Head: max. 250 m
 Liquid temperature: -20 - +120 °C
 Operating pressure: max. 25 bar.

Applications

- Process-water systems
- Washing in cleaning systems
- Seawater systems
- Pumping of acids and alkalis
- Ultra-filtration systems
- Reverse osmosis systems
- Swimming baths.

Features and benefits

- High corrosion resistance
- Reliability
- High efficiency
- Service-friendly
- Space-saving.

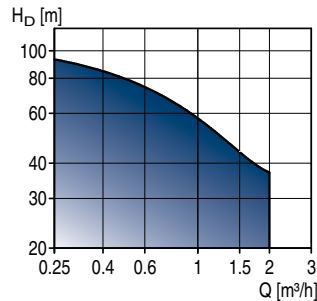
Options

- Dry-running protection and motor protection via LiqTec.



CR DW

Ejector pumps



Technical data

Operating pressure: max. 16 bar
 Ambient temperature: max. 40 °C
 Liquid temperature: max. 40 °C.

Applications

- Minor water-supply systems
- irrigation in agriculture and horticulture
 - liquid transfer on farms with own well
 - weekend cottages.

Features and benefits

- Four sizes and two material versions. One with all wetted parts made of stainless steel.
- Suitable for wells down to 90 m.
- Service-friendly.
- Pump head and base made of electroplated cast iron.

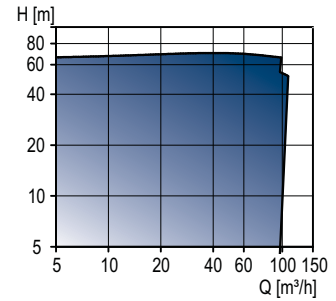
Options

- Hose kit (for simple change from CPE/CPES to CR DW).



Euro-HYGIA®

Single-stage, end-suction sanitary pumps



Technical data

Flow rate: max. 110 m³/h
 Head: max. 75 m
 Liquid temperature: 95 °C (150 °C on request)
 Operating pressure: max. 25 bar.

Applications

- Breweries and dairies
- Pure water systems (WFI) soft drinks
- Process pumping in pharmaceutical/ cosmetics industry
- CIP (Cleaning-In-Place) systems
- Biofuel application.

Features and benefits

- Unique hygienic design (QHD and EHEDG)
- CIP- and SIP-capable (DIN EN 12462)
- Customised solutions
- Materials: AISI 316L (DIN EN 1.4404/ 1.4435)
- Gentle liquid handling.

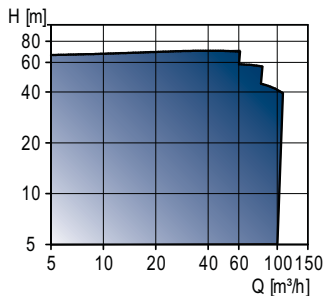
Options

- Electronically speed-controlled versions
- ATEX-certified pumps.



F&B-HYGIA®

Single-stage, end-suction sanitary pumps



Technical data

Flow rate: max. 110 m³/h
 Head: max. 73 m
 Liquid temperature: 95 °C
 Operating pressure: max. 16 bar.

Applications

- Breweries and dairies
- Soft-drink mixing
- Syrup and sugar solutions
- Frying oil and blood processing
- Fruit-drink and yeast pumping
- Food processing.

Features and benefits

- Unique hygienic design (QHD and EHEDG)
- CIP- and SIP-capable (DIN EN 12462)
- Materials: AISI 316 (DIN EN 1.4404)
- Compact design.

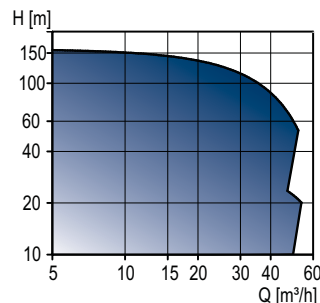
Options

- Electronically speed-controlled versions
- Several mechanical shaft seal types
- Wide range of pipe connections
- With or without motor sleeve.



Contra

Single- and multistage, end-suction sanitary pumps



Technical data

Flow rate: max. 55 m³/h
 Head: max. 160 m
 Liquid temperature: 95 °C (150 °C on request)
 Operating pressure: max. 25 bar.

Applications

- Breweries and dairies
- Food processing plants
- Pure water systems (WFI)
- CIP feeding systems
- Biofuel applications
- Process pumping in pharmaceutical/ cosmetic industry.

Features and benefits

- Unique hygienic design (QHD and EHEDG)
- CIP- and SIP-capable (DIN EN 12462)
- Materials: AISI 316L (DIN EN 1.4404/ 1.4435).

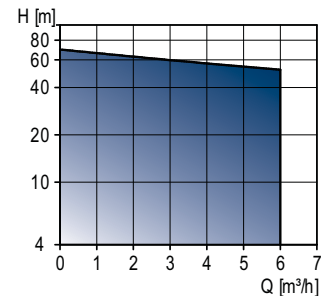
Options

- Electronically speed-controlled versions
- ATEX-certified pumps
- Fully drainable versions
- With or without motor sleeve.



durietta

Single- and multistage, end-suction sanitary pumps



Technical data

Flow rate: max. 6 m³/h
 Head: max. 75 m
 Liquid temperature: 90 °C
 Operating pressure: max. 8 bar.

Applications


- Micro breweries and dairies
- Bottling systems
- Purification systems
- Drinking-water systems
- Industrial applications.

Features and benefits

- Unique hygienic design
- CIP-capable (DIN EN 12462)
- Materials: AISI 316 (DIN EN 1.4404)
- Compact design.

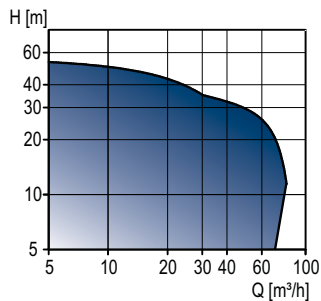
Options

- Wide range of pipe connections
- Various shaft seals
- With or without motor sleeve.



SIPLA

Single-stage, self-priming side-channel sanitary pumps



Technical data

Flow rate: max. 85 m³/h
 Head: max. 54 m
 Liquid temperature: 95 °C (140 °C SIP)
 Operating pressure: max. 10 bar.

Applications


- CIP return pumping
- Breweries and dairies
- Soft drinks
- Food processing systems.

Features and benefits

- High air-content handling
- Efficient priming
- Robust, service-friendly.

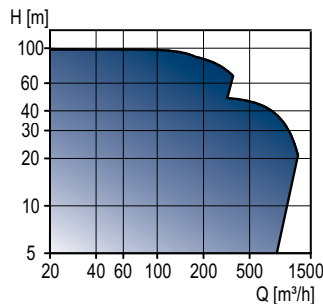
Options

- Electronically speed-controlled versions
- ATEX-certified pumps
- Various shaft seals
- Various connections.



MAXA

End-suction process pumps



Technical data

Flow rate: max. 1400 m³/h
 Head: max. 97 m
 Liquid temperature: 95 °C (150 °C on request)
 Operating pressure: max. 10 bar.

Applications

- Gentle pumping of mash and wort for beer filtration (hot side)
- Dairies
- Water treatment plants
- Chemical and environmental handling systems
- Liquids with high content of solid particles
- Biofuel applications
- Chemical industries.

Features and benefits

- Optimised hydraulics
- Materials: AISI 316 (DIN EN 1.4404)
- Service-friendly.

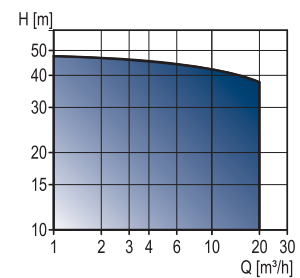
Options

- Electronically speed-controlled versions
- ATEX-certified pumps
- Electro-polished versions.



GHP, GHPE

Single-stage, end-suction, centrifugal pumps with a self-priming stage



Technical data

Flow rate: max. 20 m³/h
 Head: max. 47 m
 Liquid temperature: 95 °C (140 °C SIP)
 Operating pressure: max. 16 bar.

Applications

- Breweries
- Dairies
- CIP return.

Features and benefits

- Unique hygienic design (QHD and EHEDG)
- High air-content handling
- Efficient priming
- Robust, service-friendly
- Materials: AISI 316L (DIN EN 1.4404/1.4435).

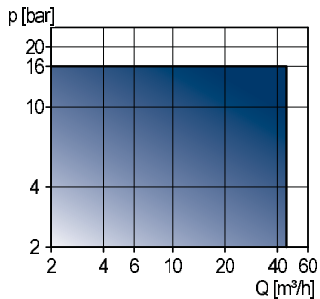
Options

- Electronic speed control
- Several types of mechanical shaft seal
- Wide range of pipe connections
- With or without motor sleeve
- Mobile version on trolley.



NOVALobe

Rotary-lobe, positive displacement pumps



Technical data

Displacement: 0.06 - 1.29 l/rev.
 Max. diff. pressure: 16 bar
 Viscosity: max. 1,000,000 cP
 Medium temperature: 95 °C
 Operating pressure: up to 16 bar.

Applications

- Pumping of high-viscosity products, e.g. yoghurt, mayonnaise and shampoo
- Breweries and dairies
- Pumping of products requiring gentle handling, e.g. cheese curds, yeast and vaccine/fermentation broth.

Features and benefits

- Unique hygienic design (EHEDG and 3A)
- Robust construction
- Service-friendly
- CIP- and SIP-capable (DIN EN 12462)
- Materials: AISI 316 (DIN EN 1.4404/1.4435).

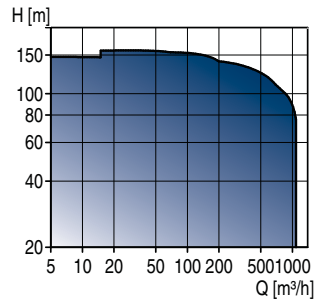
Options

- Integrated pressure-relief valve
- Thermal jackets
- Aseptic front cover
- Vertical or horizontal connections.



Hydro MPC

Turnkey booster system with CR(I)(E) pumps for transfer and pressure boosting of water



Technical data

Flow rate: max. 1,080 m³/h
 Head: max. 155 m
 Liquid temperature: 0-60 °C
 Operating pressure: max. 16 bar.

Applications

- Water supply systems
- Irrigation systems
- Industrial plants
- Commercial buildings.

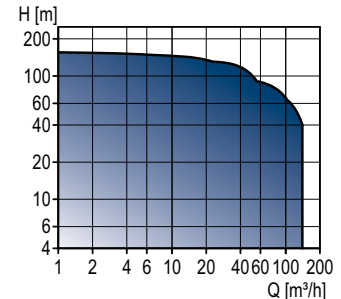
Features and benefits

- 2-6 pumps in cascade
- Easy installation and startup
- Large user-friendly display
- Energy-optimised control
- Data communication
- Perfect constant pressure
- Application-optimised software.



Hydro Multi-E

Turnkey booster system with CRE or CME pumps for pressure boosting of water in buildings



Technical data

Flow rate: max. 140 m³/h
 Head: max. 155 m
 Liquid temperature: 0-60 °C
 Operating pressure: max. 16/10 bar.

Applications

- Blocks of flats
- Hotels
- Hospitals
- Schools
- Office buildings.

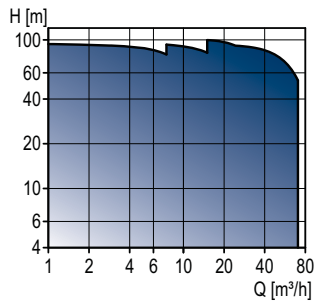
Features and benefits

- 2-4 pumps in cascade
- Plug-and-pump solution
- Easy to control
- Low energy consumption
- Perfect constant pressure.



Hydro Multi-S

Fixed-speed booster system with CR, CM or CMV pumps



Technical data

Flow rate: max. 69 m³/h
 Head: max. 103 m
 Liquid temperature: 5-60 °C
 Operating pressure: max. 16 bar.

Applications

- Blocks of flats
- Hotels
- Schools.

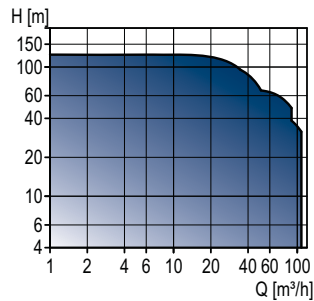
Features and benefits

- 2-3 pumps in cascade
- Plug-and-pump solution
- Simple and robust design
- Easy to service and maintain.



Hydro Multi-B

Turnkey booster system with CM(E) pumps for pressure boosting of water in buildings



Technical data

Flow rate: max. 108 m³/h
 Head: max. 125 m
 Liquid temperature: 0-60 °C
 Operating pressure: max. 16 bar.

Applications

- Blocks of flats
- Hotels
- Hospitals
- Schools
- Office buildings.

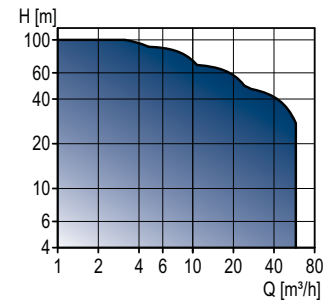
Features and benefits

- 2-3 pumps in cascade
- Plug-and-pump solution
- Simple interface for control
- Energy-optimised control
- Data communication
- Perfect constant pressure
- Small footprint.



Hydro Solo-E

Turnkey booster system with CRE pumps for pressure boosting of water in buildings



Technical data

Flow rate: max. 55 m³/h
 Head: max. 100 m
 Liquid temperature: 0-70 °C
 Operating pressure: max. 10 bar.

Applications

- Single-family houses
- Cottages
- Farms
- Process water
- Irrigation.

Features and benefits

- Plug-and-pump solution
- Easy to control
- Low energy consumption
- Perfect constant pressure.

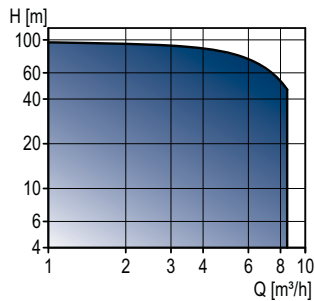
Options

- Wireless remote control by means of Grundfos GO.



Hydro Solo-S

Turnkey booster system with CR pumps for pressure boosting of water in buildings



Technical data

Flow rate: max. 8.5 m³/h
 Head: max. 105 m
 Liquid temperature: 0-70 °C
 Operating pressure: max. 10 bar.

Applications

- Single-family houses
- Cottages
- Farms
- Pressure boosting in systems for process water and irrigation.

Features and benefits

- Plug-and-pump solution
- Easy to control
- Low energy consumption
- Perfect constant pressure.



BMP

Piston pumps for liquid transfer under high pressure

Technical data

Flow rate: max. 10.2 m³/h
 Head: max. 1,630 m
 Liquid temperature: 3-50 °C
 Operating pressure: max. 160 bar.

Applications

- Cleaning/washing
- Injecting
- Misting
- Processing
- Desalination of brackish water and seawater.

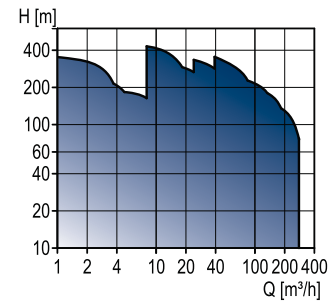
Features and benefits

- High efficiency
- Small, lightweight pump
- Generates insignificant pulsations in the discharge line
- No preventive maintenance required
- Long service life
- Few wear parts
- Wide speed control range
- Extreme recirculation capability without overheating (up to 90 %)
- Lubricated by the pumped liquid
- Compact design.



BM

4", 6", 8" booster modules



Technical data

Flow rate: max. 265 m³/h
 Head: max. 430 m
 Liquid temperature: 0-40 °C
 Operating pressure: max. 60 bar.

Applications

- Reverse osmosis systems
- Water supply systems
- Water treatment systems
- Industrial plants.

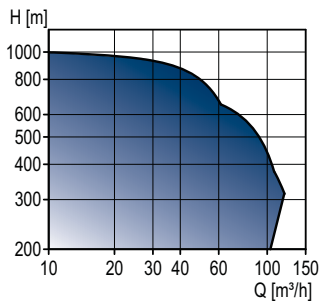
Features and benefits

- Various material versions
- Low noise level
- Simple installation
- Modular design
- Compact design
- Leakage-free
- In-line.



BMSHs, BMST, BMSX

High-pressure booster systems



Technical data

Flow rate: max. 120 m³/h
 Head: max. 820 m
 Liquid temperature: 0-40 °C
 Operating pressure: max. 82 bar.

Applications

- Reverse osmosis systems
- Water supply systems
- Water treatment systems
- Industrial plants.

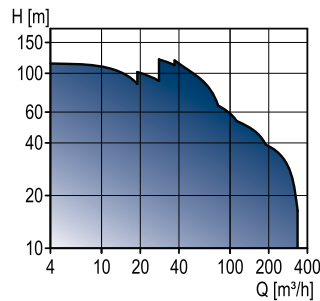
Features and benefits

- High-pressure/high-flow
- Low-energy consumption
- Simple installation
- Compact design
- Modular design
- Leakage-free
- Small footprint
- Low weight
- VFD self-test at startup
- Overload protection
- Low noise level.



BMhp, BMSHp

High-pressure booster systems



Technical data

Flow rate: max. 310 m³/h
 Head: max. 110 m
 Liquid temperature: 0-40 °C
 Inlet pressure: max. 80 bar
 Operating pressure: max. 82 bar.

Applications

The BMhp booster module is the optimum solution for applications requiring the following:

- Sealless pumps
- Pumps capable of handling high system pressures
- High heads
- Quiet operation
- A minimum of maintenance
- Reverse osmosis systems
- Water supply systems
- Water treatment systems
- Industrial plants.

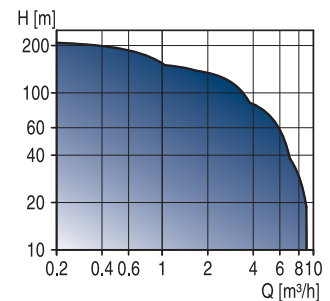
Features and benefits

- High flow
- High inlet pressure
- Simple installation
- VFD self-test at startup.



SQ, SQE

3" submersible pumps



Technical data

Flow rate: max. 9 m³/h
 Head: max. 237 m
 Liquid temperature: 0-40 °C
 Installation depth: max. 150 m.

Applications

- Domestic water supply systems
- Groundwater supply to waterworks
- Irrigation in horticulture and agriculture
- Groundwater lowering
- Industrial applications.

Features and benefits

- Integrated dry-running protection
- Overload protection
- Overtemperature protection
- Over- and undervoltage protection
- Protection against upthrust
- Wear resistance
- Soft start
- High efficiency.

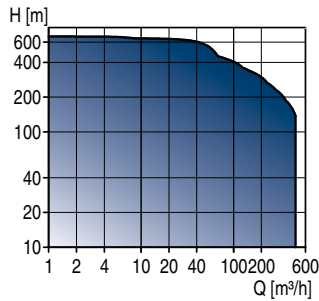
Options

- SQE can be protected, monitored and controlled by the CU 300 and CU 301.



SP A, SP, SP-G

4", 6", 8", 10", 12" submersible pumps



Technical data

Flow rate: max. 470 m³/h
 Head: max. 670 m
 Liquid temperature: 0-60 °C
 Operating pressure: max. 82 bar.

Applications

- Groundwater supply to waterworks
- Irrigation in horticulture and agriculture
- Groundwater lowering
- Pressure boosting
- Industrial applications
- Fountains
- Mining
- Offshore.

Features and benefits

- High efficiency
- Long service life as all components are of stainless steel.
- Motor protection via CUE or MP 204
- SP available in stainless steel, EN 1.4301, EN 1.4401 or EN 1.4539.

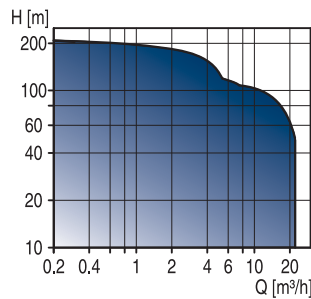
Options

- Wireless remote control by means of Grundfos Go
- Complete range of zinc anodes for SP
- Complete range of flow sleeves for SP.



SQE-NE, SP-NE

Remediation and sampling pumps



Technical data

Flow rate: max. 22 m³/h
 Head: max. 215 m
 Liquid temperature: 0-40 °C
 Installation depth: max. 600 m.

Applications

- Pumping contaminated groundwater
- Sampling
- Remedial pumping.

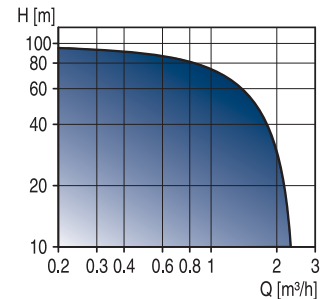
Features and benefits

- SQE-NE: as SQE
- SP-NE: as SP.



MP 1

Monitoring and sampling pumps



Technical data

Flow rate: max. 2.4 m³/h
 Head: max. 95 m
 Liquid temperature: 0-35 °C.

Applications

- Sampling.

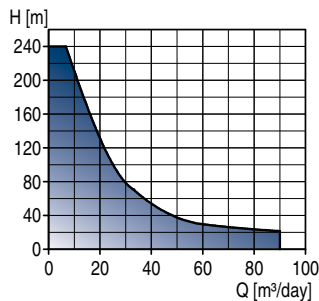
Features and benefits

- Compact design
- Fit into 50 mm boreholes.



SQFlex

Renewable-energy based water supply systems



Technical data

Flow rate: max. 90 m³/day
 Head: max. 200 m
 Liquid temperature: 0-40 °C.
 Supply voltage: 30-300 VDC
 1 x 90-240 V, 50/60 Hz
 Installation depth: max. 150 m.

Applications

- Villages, schools, hospitals, single-family houses
- Farms and greenhouses
- Game parks and game farms
- Conservation areas.

Features and benefits

- Energy supply from solar modules, wind turbine, generator or batteries
- Simple installation
- Reliable water supply
- Virtually no maintenance
- Expansion possibilities
- Cost-efficient pumping
- Dry-running protection.



MGFlex

Renewable-energy based motors and water supply systems

Technical data

- Power input (P1) of 40 to 880 W and 60 to 1730 W.
- Motor speed of 1000 to 3600 min⁻¹.
- Maximum input current of 4.6 and 8.9 A.
- 30-300 VDC.
- 1 x 90-240 VAC, 50/60 Hz.
- The MGFlex motor can be mounted on Grundfos CR and MTR (as float pump) pumps.

Applications

The Grundfos solar surface pump system is designed for renewable energy supply. Powered by a solar panel, the system is especially suitable for supplying water in applications such as:

- Irrigation
- Watering of livestock
- Pressure boosting
- Floating pump
- Recirculation of swimming-pool water (OEM).

Features and benefits

- Maximum power point tracking (MPPT)
- Overvoltage and undervoltage protection
- Wide voltage range
- Overload protection
- Overtemperature.



RSI

Renewable solar inverter for three-phase pumps

Technical data

Input voltage: 530-750 VDC
 280-450 VDC
 Output voltage: 380 VAC
 220 VAC
 Motor sizes from 1.5 kW to 9 kW.

Applications

RSI is an off-grid solar inverter converting the DC power output from the solar panel to AC power supply for pump operation.

The RSI can be used in both new and existing installations, but the pump and motor should be suitable for use with frequency converters.

The list below shows the Grundfos pump types for which the RSI is designed:

- CR
- SP.

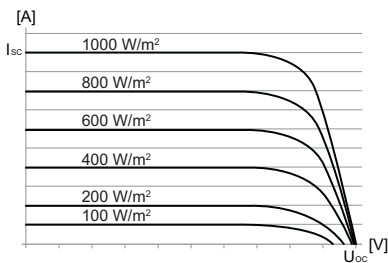
Features and benefits

- Maximum power point tracking (MPPT)
- Overvoltage and undervoltage protection
- Overload protection
- Overcurrent protection
- Overtemperature protection of inverter
- Operation history memory.



Solar modules

Solar modules for pumps and systems that rely on a renewable-energy source



Technical data

Peak power: 80-250 W
Voltage (U_{mp}): 17 VDC.

Applications

Grundfos solar modules are suitable for the SQFlex, MGFlex and RSI water supply systems based on renewable energy sources.

Each solar module is equipped with plugs and sockets (plugs and cables are accessories for some models) for easy connection of several modules in parallel or series. The solar modules must be mounted on a support structure, tilted at an angle ensuring optimum utilisation of the solar energy.

Warranties

Power output:

- 25 years limited warranty of 80 % power output.
- 12 years limited warranty of 90 % power output.

Workmanship: 2 years.



CU 200, CIU 273, IO50, IO101, IO102

Renewable-energy controllers

Technical data

- 30-300 VDC
- 1 x 90-240 VAC, 50/60 Hz.

Applications

SQFlex

- CU 200: monitoring and tank level control
- CIU 273: monitoring, tank level control and Grundfos Remote Management
- SQFlex and MGFlex
- IO50: on/off control
- IO101: on/off control and generator backup
- IO102: on/off control and wind turbine.

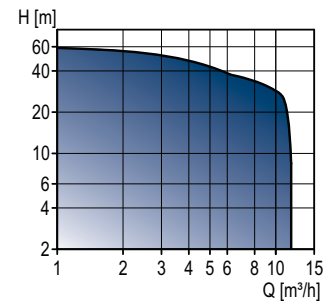
Features and benefits

- Easy installation
- Status indication (CU 200, CIU 273)
- Fault indication (CU 200, CIU 273)
- Automatic AC to DC switch (IO 101)
- Automatic pump operation (CU 200, CIU 273).



JP Basic

Self-priming jet pumps and boosters



Technical data

Flow rate: max. 10.5 m³/h
Head: max. 61 m
Liquid temperature: 0-35 °C
Suction lift: max. 8 m
Operating pressure: max. 7.5 bar.

Applications

- Households
- Gardens
- Hobby activities
- Agriculture
- Horticulture
- Small industries.

Features and benefits

- Self-priming
- Stable operation even in case of air pockets in the liquid
- Sand guard.

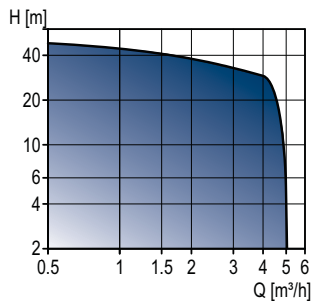
Options

- Available with a pressure manager for automatic start/stop and added protective functions
- Available with a pressure tank to minimise the number of starts
- Available with a pressure switch.



JP

Self-priming jet pumps and boosters



Technical data

Flow rate:	max. 5 m ³ /h
Head:	max. 55 m
Liquid temperature:	0-40 °C
Suction lift:	max. 7 m
Operating pressure:	max. 6 bar.

Applications

- Households
- Gardens
- Hobby activities
- Agriculture
- Horticulture
- Small industries.

Features and benefits

- Self-priming
- Stable operation even in case of air pockets in the liquid.

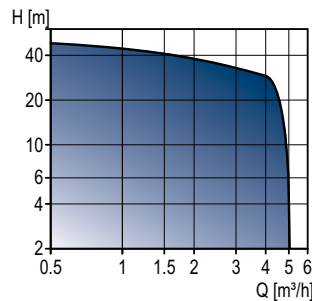
Options

- Available with a pressure manager for automatic start/stop and added protective functions
- Available with a pressure tank to minimise the number of starts
- Available with a pressure switch
- Booster systems for small-scale water supply.



JP Booster

Self-priming jet pumps and boosters



Technical data

Flow rate:	max. 6.5 m ³ /h
Head:	max. 48 m
Liquid temperature:	0-55 °C
Operating pressure:	max. 6 bar.

Applications

- Households
- Gardens
- Hobby activities
- Agriculture
- Horticulture
- Small industries.

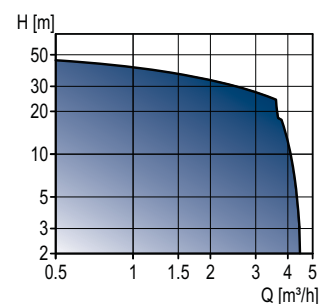
Features and benefits

- Self-priming
- Stable operation even in case of air pockets in the liquid
- Automatic resetting of alarms
- Dry-running protection
- Anti-cycling (leakage detection)
- Maximum continuous operating time (only with PM2).



JPC

Self-priming jet pumps and boosters



Technical data

Flow rate:	max. 4.4 m ³ /h
Head:	max. 53 m
Suction lift:	max. 8 m
Liquid temperature:	0-35 °C
Operating pressure:	max. 6 bar.

Applications

- Gardens
- Hobby activities
- Agriculture
- Horticulture.

Features and benefits

- Self-priming
- Strong suction capacity
- Handles small sandy impurities with ease
- Built-in thermal protection.

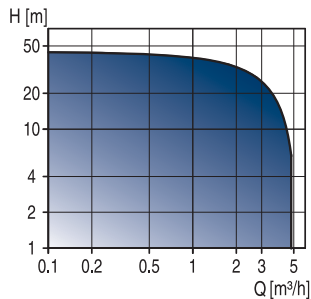
Options

- Available with a pressure manager for automatic start/stop and added protective functions
- Available with a pressure tank to minimise the number of starts
- Available with a pressure switch.



MQ

Multistage centrifugal self-priming pumps



Technical data

Flow rate: max. 5 m³/h
 Head: max. 48 m
 Liquid temperature: 0-35 °C
 Operating pressure: max. 7.5 bar.

Applications

- Single- or two-family houses
- Weekend cottages
- Farms
- Greenhouses.

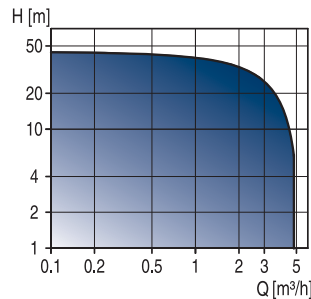
Features and benefits

- All-in-one booster unit
- Easy to install
- Easy to operate
- Self-priming
- Dry-running protection with automatic reset
- Low noise level
- Maintenance-free.



RMQ

Units for monitoring and control of rainwater collection and utilisation systems



Technical data

Flow rate: max. 5 m³/h
 Head: max. 48 m
 Liquid temperature: 0-35 °C
 Operating pressure: max. 7.5 bar.

Applications

- Single- or two-family houses
- Weekend cottages
- Farms
- Gardens and greenhouses.

Features and benefits

- Automatic changeover between rainwater tank and integrated mains water tank.
- Manual changeover between rainwater tank and integrated mains water tank.
- Acoustic/visual alarm in case of overflow in integrated mains water tank.

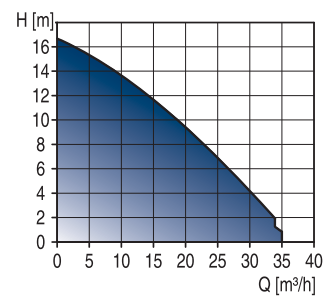
Options

- Control of additional booster pump
- Backflow monitoring equipment.



Unilift, KPC

Submersible drainage and effluent pumps



Technical data

Flow rate: max. 31 m³/h
 Head: max. 17 m
 Liquid temperature: 0-55 °C
 Installation depth: max. 10 m.

Applications

- Drainage of flooded cellars
- Pumping of domestic wastewater
- Groundwater lowering
- Emptying of swimming pools and excavations
- Emptying of drain wells
- Emptying of tanks and reservoirs.

Features and benefits

- Simple installation
- Service- and maintenance-free.

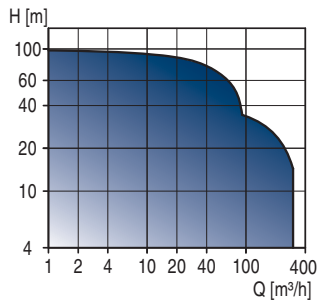
Options

- Unilift CC is suitable for low suction
- Unilift CC has an optional horizontal outlet
- Unilift AP35/50 and AP35B/50B have a vortex impeller
- Unilift AP35B and AP50B have auto-coupling and horizontal outlet
- KPC 24/7 is suitable for continuous operation in applications such as fish pounds.



DW

Contractor pumps



Technical data

Flow rate: max. 83 l/s
 Head: max. 100 m
 Liquid temperature: 0-40 °C

Applications

- Tunnels
- Mines
- Quarries
- Gravel pits
- Fish ponds
- Building sites.

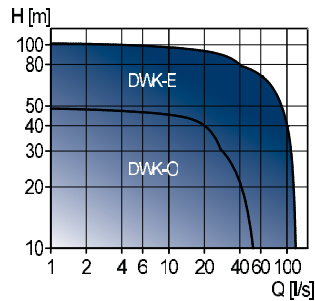
Features and benefits

- Corrosion resistant due to use of aluminium and stainless-steel parts
- Extremely hard-wearing due to specially selected materials
- Simple installation
- Service-friendly
- Protection against abrasive particles
- Plug-and-pump (no special equipment required)
- Motor protection for longer life.



DWK

Heavy-duty dewatering pumps



Technical data

Flow rate: max. 120 l/s
 Head: max. 102 m
 Liquid temperature: 0-40 °C

Applications

- Dewatering
- Construction sites
 - Excavation sites
 - Tunnels
 - Mines.
- Draining
- Underground building pits
 - Industrial pits
 - Stormwater pits.

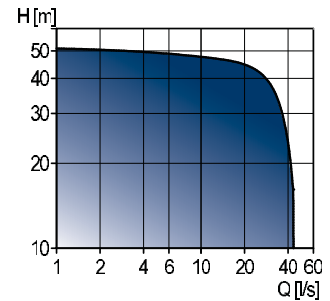
Features and benefits

- Durability
- Ductile/high-chrome impeller
- Easy to operate
- High efficiency
- Compact design
- High-pressure capabilities.



DPK

Submersible drainage pumps



Technical data

Flow rate: max. 45 l/s
 Head: max. 51 m
 Liquid temperature: 0-40 °C

Applications

- Draining
- Underground building pits
 - Industrial pits
 - Stormwater pits.

Features and benefits

- High-pressure capabilities
- Flexible installation
- Easy to service and maintain.

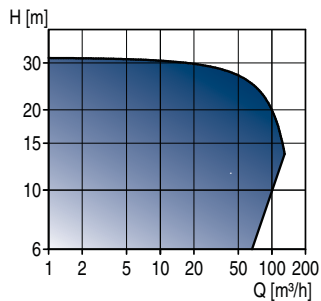
Options

- Different discharge connections
- Auto-coupling system
- Monitoring unit.



Pomona

Portable, self-priming pumps for temporary or permanent installation



Technical data

Flow rate: max. 36 l/s
 Head: max. 31 m
 Liquid temperature: 0-80 °C
 Operating pressure: max. 6 bar.

Applications

- Dewatering of construction sites
- Groundwater water level control
- Irrigation in gardens and parks
- Water supply in horticulture and agriculture
- Industrial applications.

Features and benefits

- Robust and compact design
- Motor variation (electrical or internal combustion engines)
- Insensitive to impurities
- Wear-resistant
- Handling solid sizes up to 30 mm.

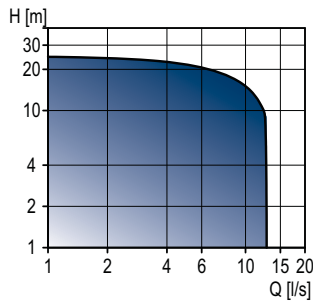
Options

- Pomona can be supplied as bare-shaft pump as well as with the motor on a trolley, carrying frame or base plate.



DP, EF

Drainage and effluent pumps



Technical data

Flow rate: max. 12.8 l/s
 (46 m³/h)
 Head: max. 25 m
 Liquid temperature: 0-40 °C
 Discharge diameter: Rp 2 to DN 65.

Applications

- Drainage
- Effluent
- Wastewater
- Process water.

Features and benefits

- Cable plug connection
- Unique clamp connection
- Single-channel and vortex impellers
- Solids passage up to 65 mm
- Unique cartridge shaft seal
- Modular design
- Minimum downtime.

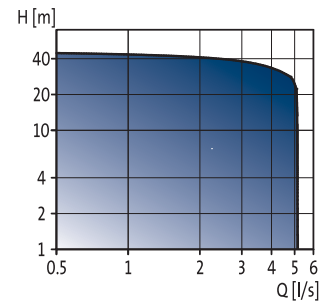
Options

- Control and protection systems
- Motor operation control
- AUTO_{ADAPT} functions.



SEG

Grinder pumps



Technical data

Flow rate: max. 5 l/s
 Head: max. 47 m
 Liquid temperature: 0-40 °C.

Applications

- Pumping of wastewater with toilet waste through pipes of Ø 40 and up.

Features and benefits

- Service-friendly
- Installation on foot or auto-coupling
- Continuous operation with fully submerged pump
- Built-in motor protection
- SmartTrim
- Improved grinder system
- Totally sealed cable plug.

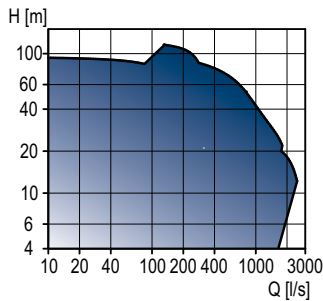
Options

- Wide range of accessories
- Monitoring and control of one or several pumps
- AUTO_{ADAPT} functions.



S pumps

Supervortex pumps, single- or multi channel impeller pumps



Technical data

Flow rate: max. 2,500 l/s
 Head: max. 116 m
 Liquid temperature: 0-40 °C
 Discharge diameter: DN 80-800
 Particle size: max. \varnothing 145.

Applications

- Transfer of wastewater
- Transfer of raw water
- Pumping of sludge-containing water
- Pumping of industrial effluent.

Features and benefits

- SmartTrim
- Operation with/without cooling jacket
- Submerged or dry installation
- Different types of impellers
- Built-in motor protection.

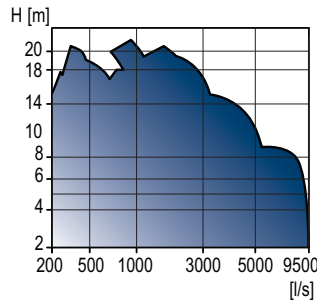
Options

- Control and protection systems
- External cooling water
- External seal flush system
- Sensors for monitoring of pump conditions
- Various cast stainless-steel versions available.



KPL, KWM

Propeller and mixed-flow pumps for column installation



Technical data

Flow rate: max. 9,200 l/s
 Head: max. 25 m
 Liquid temperature: 0-40 °C.

Applications

- Flood and stormwater control
- Large volume drainage/irrigation
- Raw-water intake
- Transfer of liquids in large-scale municipal sewage treatment plants
- Circulation of large quantities of water.

Features and benefits

- Patented Turbulence Optimizer™ reducing turbulence and increasing efficiency
- World class total efficiency in a compact and lightweight design.
- Self-cleaning hydraulics reducing the risk of jamming and clogging.

Options

- Control and protection systems
- Sensors for monitoring of pump conditions.
- Material variants
- Low and high voltage motors up to 10,000 V.



PS.R

Small pumping stations

Technical data

Diameter: D500/400, D800/600, D1000/800, D1200/1000, D1700/1400
 Depth: 0.5 - 6.0 m
 Outlet pipe size: DN 40-100
 Liquid temperature: max. 40 °C
 Pit made of PEHD, pipes and valves made of PE or stainless steel.
 With or without valve chamber.

Applications

- Drainage
- Effluent, rainwater and surface water
- Wastewater.

Features and benefits

- Modular flexibility
- Corrosion-free materials
- Increased sump volume prevents push-up
- Easy installation
- Sturdy design
- Inlet holes drilled on site
- Design of sump limits sludge and odour problems.

Options

- Pumps
- Controls and communication
- Valve chambers
- Launcher for cleaning pig
- Flowmeter
- Inlet seals
- Drills for inlet seals
- Frost protection
- Ventilation package
- Covers for heavy traffic load.



PS.G

Large pumping stations

Technical data

Diameter: D1200, D1400, D1600, D1800, D2000, D2200, D3000
 Depth: 2.0 - 8.0 m (12 m on request)
 Outlet pipe size: DN 50 - DN 250
 Liquid temperature: max. 40 °C
 Made of glass-fibre-reinforced plastic (GRP), pipes and valves made of PE or stainless steel.
 With or without valve chamber.

Applications

- Effluent, rainwater and surface water
- Wastewater.

Features and benefits

- Modular flexibility
- Corrosion-free materials
- Easy installation
- Sturdy design
- Design of sump limits sludge and odour problems.

Options

- Pumps
- Controls and communication
- Valve chambers
- Service platform
- Baffle plate
- Screen basket
- Frost protection
- Ventilation package
- Covers for heavy traffic load.



AMD, AMG, AFG

Mixers and flowmakers

Technical data

Liquid temperature: 5-40 °C
 pH value: 4-10
 Axial thrust: 160-6632 N
 Max. dynamic viscosity: 500 mPa s
 Max. density: 1060 kg/m³
 Max. instal. depth: 20 m
 Propeller diameter: 180-2600 mm
 Rotation speed: 22-1410 min⁻¹.

Applications

- Municipal wastewater treatment systems
- Industrial processes
- Sludge treatment systems
- Agriculture
- Biogas plant.

Features and benefits

- Wide range of flexible installation accessories
- Easy to maintain and service without use of special tools
- Electronic leak sensor in gearbox/shaft seal housing
- Shaft seal protected against abrasive materials
- Self-cleaning stainless-steel or polyamide propellers.



SMG, SFG

Mixer and flowmakers

Technical data

Thrust: 360-6570 N
 Thrust-to-power ratio: 0.251 - 1.338
 Liquid temperature: 5-40 °C
 pH value: 4-10.

Applications

- Wastewater treatment plants
- Tanks for biological treatment of activated sludge
- Tanks for secondary wastewater treatment
- Mixing
- Biogas tanks
- Stormwater tanks.

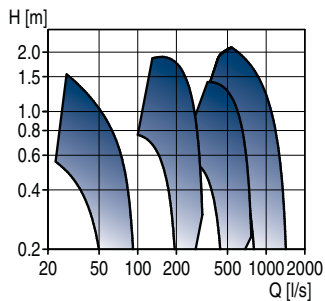
Features and benefits

- High thrust-to-power ratios
- Low energy consumption
- Smooth design, strong axial gear for high hydrodynamic efficiency
- Integrated leak sensor
- Integrated overload and thermal protection.



SRG

Submersible recirculation pumps



Technical data

Flow rate: max. 1,430 l/s
(5130 m³/h)
Head: max. 2.1 m
Liquid temperature: 5-40 °C
Discharge diameter: DN 300 500, 800.

Applications

- Recirculation of activated sludge in wastewater treatment plants
- Pumping of stormwater.

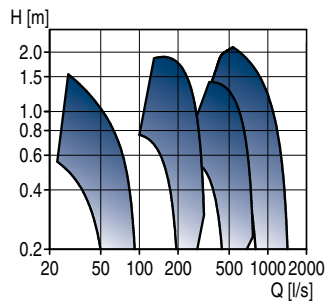
Features and benefits

- High-efficiency stainless-steel impeller
- Low energy consumption
- Smooth design, strong axial gear for high hydrodynamic efficiency
- Integrated leak sensor
- Integrated overload and thermal protection
- Overload protection.



SRP

Submersible recirculation pumps



Technical data

Flow rate: max. 1,430 l/s
(5130 m³/h)
Head: max. 2.1 m
Liquid temperature: 5-40 °C
Discharge diameter: DN 300, 500, 800.

Applications

- Recirculation of sludge in sewage treatment plants
- Pumping of stormwater.

Features and benefits

- High-efficiency stainless-steel impeller
- Totally submerged installations
- Built-in motor protection.

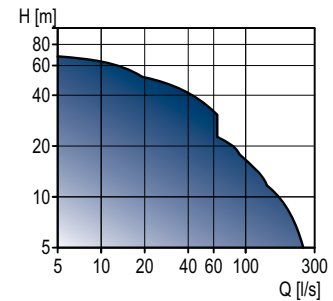
Options

- Control and protection systems.



SL1/SLV and SE1/SEV

Heavy-duty submersible pumps



Technical data

Flow rate: max. 280 l/s
(1008 m³/h)
Head: max. 71.3 m
Free passage: 50-160 mm
pH range: 0-14
Discharge diameter: DN 65-300.

Applications

- Drainage water and surface water
- Domestic and municipal wastewater
- Industrial wastewater
- Process and cooling water.

Features and benefits

- Service friendly (smartdesign)
- Reliable and energy efficient (Grundfos blueflux[®])
- Intelligent solution (AUTO_{ADAPT})
- S-tube[®] or SuperVortex impellers.

Options

- Control and protection systems
- Motor control
- Built-in sensors for pump monitoring
- Various cast stainless-steel versions available
- Ideal for pumping stations.



CU 100

Small pump control units

Technical data

Supply voltage: 1 x 230, 3 x 230,
3 x 400 V, 50 Hz.

Applications

The control unit CU 100 is designed for the starting, operation and protection of small pumps.

The control unit is suitable for the following operating currents:

- Single-phase: up to 9 A.
- Three-phase: up to 5 A.

Features and benefits

- Control of one pump
- Start/stop by means of a float switch or manual start/stop.
- Several variants for single- and three-phase pumps
- Single-phase control units are supplied with capacitors and with or without float switch.
- Three-phase control units are supplied with a float switch
- IP54 cabinet with screwed metric cable entries.



LC, LCD

Pump controllers with pneumatic signal, float switch or electrodes

Technical data

Supply voltage: 1 x 230, 3 x 230,
3 x 400 V, 50/60 Hz.

Applications

- Pumping stations
- Filling/emptying of tanks.

Features and benefits

- Control of one (LC) or two pumps (LCD)
- Automatic alternating operation (LCD)
- Automatic test run preventing shaft seals from seizing up during long periods of inactivity
- Water hammer protection
- Starting delay after power failure
- Stop delays
- Automatic alarm reset (if required)
- Automatic restart (if required)
- Liquid level indication
- High-level alarm
- Motor overload protection relay
- Protection against motor overheating via input from PTC resistor/thermal switch.

Optional

- SMS modem with built-in hour and start counter (information on mobile phone)
- Hours counter
- Start counter
- Signal lamp
- Acoustic signal
- External mains switch.



Dedicated Controls

Pump controllers

Technical data

Supply voltage: 1 x 230, 3 x 230,
3 x 400 V, 50/60 Hz.

Applications

Dedicated Controls are suitable in wastewater applications for emptying wastewater pits (up to six pumps).

- Pressurised pumping stations
- Network pumping stations
- Commercial buildings.

Features and benefits

- Automatic energy optimization
- Easy installation and configuration
- Configuration wizard
- Electrical overview
- Advanced data communication
- Advanced alarm and warning priority
- Supports several languages
- Daily emptying
- Mixer control or flush valve
- User-defined functions
- Anti-blocking
- Start level variation
- Advanced pump alternation with pump groups
- SMS scheduling
- Communication to SCADA, BMS, GRM or cell phone.

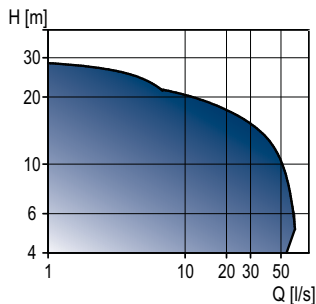
Optional

- Available as ready-made control panels or as modules for local assembly.



Multilift

Complete lifting stations with controller



Technical data

Flow rate: max. 60 l/s (216 m³/h), 31 l/s recommended (110 m³/h)
 Head: max. 29 m
 Liquid temperature: 0-40 °C
 Discharge diameter: DN 80-100.

Applications

- Single- and multifamily houses
- Weekend cottages
- Restaurants
- Hotels
- Sewage systems in the open country
- Percolation systems.

Features and benefits

- Ready for installation
- Flexible pipe connection
- Cable plug connection
- Single-channel and vortex impellers
- Solids passage up to 100 mm
- Low risk of clogging
- Minimum downtime
- Low operating costs
- Liquidless motor cooling
- Unique cartridge shaft seal
- Modular design.



Sololift2

Domestic lifting stations

Applications

- WC-1, WC-3 and CWC-3
- Designed for toilets, CWC-3 for wall-hung toilets, for easy integration into the wall.
- C-3
- Designed for grey wastewater from washing machines or dishwashers.
- D-2
- Compact design for grey wastewater from washing machines, dishwashers etc.

Examples

- Extra bathrooms
- Basement installations
- Low-cost bathrooms in holiday cottages
- Added facilities in hotels and guest houses
- Bathrooms for the elderly or the disabled
- Renovation of offices and other commercial buildings.

Features and benefits

- Compact and slim design with smooth line and rounded edges - fits every modern bathroom environment
- Low noise level
- Flexible discharge pipe adapters for outer pipe diameters of Ø 22, Ø 25, Ø 28, Ø 32, Ø 36 and Ø 40
- Thermal overload switch
- Easy service
- Easy connection of extra sanitary appliances.



Liftaway B and C

Domestic lifting stations

Technical data

Liftaway B
 Inlet dimension: 3 x DN 100
 Discharge connection: DN 40
 Effective volume: 40 l.

Liftaway C
 Inlet dimension: 3 x DN 100 + 1 x DN 40/50
 Discharge connection: DN 40
 Effective volume: 13 l.

Applications

- Collection of drainage and surface water
- Collection and pumping of wastewater from basement and laundry rooms below sewer level
- Collection and pumping of wastewater from washbasins, washing machines and floor drains to sewer level
- Collection and pumping of rainwater.

Features and benefits


- To be fitted with pumps from the Unilift KP and AP range.

Liftaway B

- Telescopic part for easy height adjustment
- Flexible and easy installation.

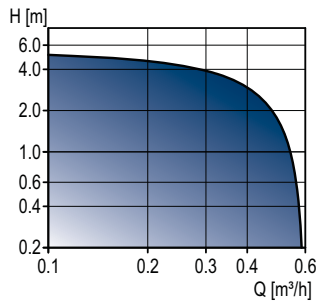
Liftaway C

- Functional design and easy to clean
- Overflow protection device
- Active carbon filter to eliminate odours
- Compact and slim for easy installation under a washbasin or in a closet.



Conlift

Condensate lifting stations



Technical data

Flow rate:	max. 588 l/h
Head:	max. 5.7 m
Liquid temperature:	max. 50 °C (90 °C for 5 minutes)
pH:	min. 2.5
Tank volume:	2.65 l
Effective volume:	0.9 l.

Applications

Conlift is designed for the pumping of condensate from the following:

- Boilers
- Air-conditioning systems
- Cooling and refrigeration systems
- Air dehumidifiers
- Evaporators.

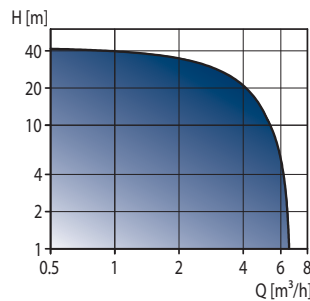
Features and benefits

- Fully sealed against moisture and evaporation
- Very silent and smooth operation
- Neutralisation unit with granulate for pH
- Values below 2.5
- Selectable position of neutralisation unit
- Acoustic high-water alarm device
- Boiler source off.



SB

Submersible pumps for rainwater and shallow well applications



Technical data

Flow rate:	max. 6.6 m ³ /h
Head:	max. 43 m
Liquid temperature:	5-40 °C.

Applications

- Rainwater applications

Features and benefits

- Private wells
- Noiseless operation
- High reliability
- Dry-running protection
- Motor overload protection.

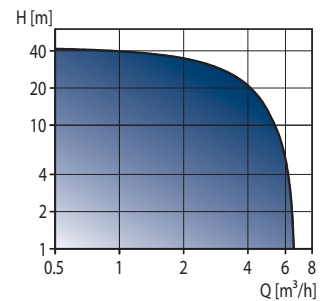
Options

- Floating suction strainer model available.



SBA

Submersible fully automatic pump solution for rainwater and shallow wells applications



Technical data

Flow rate:	max. 6.6 m ³ /h
Head:	max. 43 m
Liquid temperature:	0-40 °C.

Applications

- Rainwater applications
- Private wells.

Features and benefits

- Simplicity - all-in-one unit
- Easy installation - no external control unit
- Noiseless operation
- High reliability
- Integrated dry-running protection
- Motor overload protection
- Automatic start/stop
- Lifting eye.

Options

- Floating suction strainer model available
- Float switch.



MS

Stainless-steel 4" and 6" submersible motors

Technical data

Motor sizes

4": 0.37 - 7.5 kW

6": 5.5 - 30 kW.

Applications

The Grundfos MS submersible motors can be fitted on all Grundfos SP A, SP pumps and can be used in the high-pressure booster modules, type BM and BMB.

Features and benefits

- Overtemperature protection by means of a built-in Tempcon temperature transmitter
- Standardised NEMA flange and shaft end
- Mechanical shaft seal, ceramic/carbon or SiC/SiC
- Completely encapsulated in stainless steel
- Canned type submersible motor, all surfaces in contact with the liquid are made of stainless steel
- Liquid-cooled and has liquid-lubricated bearings.

Options

- Material variants.



MMS

Stainless-steel 6", 8", 10", 12" rewindable submersible motors

Technical data

Motor sizes

6": 3.7 - 37 kW

8": 22-110 kW

10": 75-190 kW

12": 147-250 kW.

Applications


The Grundfos MMS submersible motors can be fitted on all Grundfos SP and SP-G pumps.

Features and benefits

- Wide range of rewindable motors
- Easily rewound
- Protection against upthrust
- High efficiency
- 6" and 8" have standardised NEMA flange and shaft end
- Mechanical shaft seal, ceramic/carbon or SiC/SiC
- PVC or PE/PA windings.

Options

- Material variants
- Overtemperature protection via Pt100/Pt1000.



LiqTec

Control and monitoring units

Applications

- Monitoring and protection of pumps and processes.

Features and benefits

- Protection against dry running
- Protection against liquid temperatures exceeding $130\text{ }^{\circ}\text{C} \pm 5\text{ }^{\circ}\text{C}$
- Protection against too high motor temperatures
- Manual or automatic restarting possible from a remote PC
- Simple installation (plug-and-play technology)
- Robust sensor.



CUE

Frequency converters for three-phase pumps

Technical data

- Mains voltage:
 - 1 x 200-240 V
 - 2 x 200-240 V
 - 3 x 380-500 V
 - 3 x 525-600 V
 - 3 x 575-690 V.

Applications

Adjustment of the pump performance to the demand. Together with sensors, the CUE offers these control modes:

- proportional differential pressure
- constant differential pressure
- constant pressure
- constant pressure with stop function
- constant level
- constant level with stop function
- constant flow rate
- constant temperature.

The CUE can also be controlled by an external signal or via GENIbus.

Features and benefits

- Adjustment of the pump performance to the demand, thus saving energy.
- Easy installation, as the CUE is designed for GRUNDFOS pumps.
- Short-circuit-protected output; no motor-protective circuit breaker required.
- Fault indication via display and a relay, if fitted.
- External setpoint influence via three programmable inputs.



MP 204, CU 300, CU 301

Control and monitoring units

Applications

Monitoring and protection of pump installations.

Features and benefits

- Protection against dry running and too high motor temperature
- Constant monitoring of pump energy consumption.

Options

- Connection to large control systems via bus communication
- Connection of sensors enabling control based on sensor signals.
- Wireless remote control by means of Grundfos Go.



Control MPC

Control and monitoring units

Technical data

- Control of up to six identical pumps in parallel
- Motors from 0.37 - 75 kW can be connected (on request up to 315 kW)
- Enclosure class: IP55.

Applications

- Heating systems
- Air-conditioning systems
- Cooling systems
- Booster systems
- Industrial processes
- Water supply systems.

The Control MPC is designed for these pump types:

- CR(E), CRI(E), CRN(E)
- NB(E), NBG(E)
- NK(E), NKG(E)
- TP
- TPE Series 1000
- TPE Series 2000
- HS
- SP
- MAGNA, UPE Series 2000.

Features and benefits

- Easy installation and startup
- Simple control
- Application-optimised software
- Modular solution with possibility of expansion
- Data communication via Ethernet, LON, PROFIBUS, etc.



Control MPC Series 2000

Control and monitoring units for Series 2000 pumps

Technical data

- Control of up to six Grundfos MAGNA, UPE, TPE Series 2000 pumps of identical pump type and size.
- Supply voltage: 1 x 100-240 V.
- All motor sizes can be connected.
- Enclosure class: IP54.

Applications


- Heating systems
- Air-conditioning systems.

Features

Optimal adjustment of the performance to the demand by closed-loop control of these parameters:

- Proportional differential pressure
- Constant differential pressure
- Differential pressure (remote)*
- Flow rate*
- Temperature*
- Temperature difference*.

* External sensor required.



CIM/CIU

Fieldbus communication interfaces

Technical data

The CIM/CIU interfaces enable the connection of Grundfos electronic products to standard fieldbus networks. CIM can be installed as an add-on module in many E-pumps and CU 323, 352, 354 and 362. For other products, use the CIU box with internal power supply.

Applications

- Heating systems
- Cooling systems
- Booster systems
- Industrial processes
- Water supply systems
- Wastewater pumping systems
- Dosing and disinfection.

The following product ranges are supported:

- MAGNA/UPE series
- CRE, CRNE, CRIE, MTRE, CME, NBE, NKE, TPE Series 1000, 2000, CUE
- Hydro MPC, Control MPC, Multi-E, Multi-B*
- MP 204*
- Dedicated Controls*
- SEG AUTO_{ADAPT}*^{*}
- DDA Dosing*
- Demand-driven distribution*.

* Not supported by all CIM, CIU types.

Features

- Available with GENibus, BACnet MS/TP, BACnet IP, LON, Modbus RTU, PROFIBUS DP, COMLI, GSM/GPRS and Ethernet for PROFINET IO and Modbus TCP
- Modular design
- Based on standard functional profiles.



Grundfos GO

Remote control app for use with the Grundfos MI 202, MI 204 and MI 301

Technical data

Grundfos MI 202 and MI 204 for iPod and iPhone.
Grundfos MI 301 for Android.

Pump communication: IR and radio.

Applications

Wireless communication with Grundfos products for status information and control.

The following Grundfos product types are supported:

- MAGNA
- UPE
- CRE, CRIE, CRNE, CME
- MTRE, SPKE, CRKE
- TPE, TPED
- NBE, NKE
- Hydro Multi-E
- SEG (AUTO_{ADAPT})
- CU 300
- CU 301
- IO 351
- MP 204
- CU3.

Features and benefits

- Intuitive user interface with context related help
- Product dashboard for quick overview
- Quick pump setup, monitoring and fault finding
- Installation report in PDF format
- Product info from Grundfos CAPS
- Find replacement pump
- Product catalogue.



DPI V.2

Differential-pressure sensor for industry (v.2)

Technical data

Pressure range: 0-6 bar
 Temperature range: 0-100 °C
 Power supply: 12.5 - 30 VDC
 Output signal: 4-20 mA
 Operating temperature: -30 - +120 °C.

Applications

- Water treatment and distribution
- Water utility
- Water monitoring
- HVAC systems
- Chiller systems
- HPC and IT cooling systems
- Micro CHP
- Heat pumps
- Solar systems: heating and cooling.

Features and benefits

- Compact design
- Standard M12 connector
- Pressure and temperature measurement in one sensor (two-in-one solution)
- Compatible with wet, aggressive media
- Accurate, linearised and temperature compensated output signal
- Quick temperature response (direct contact with medium)
- Cost-effective and robust design
- System solution with Grundfos pumps.



DPI

Differential-pressure sensor for industry

Technical data

Pressure range: 0-10 bar
 Power supply: 12-30 VDC
 Output signal: 4-20 mA
 Operating temperature: -10 - +70 °C.

Applications

- Water treatment and distribution
- Water utility
- Water monitoring
- HVAC systems
- Chiller systems
- HPC and IT cooling systems
- Micro CHP
- Heat pumps
- Solar systems: heating and cooling.

Features and benefits

- Compact design
- Compatible with wet, aggressive media
- Accurate, linearised and temperature-compensated output signal
- Cost-effective and robust design
- System solution with Grundfos pumps.

Options

- Upgrade package for TP1000
- Power supply SI 001 PSU for cable lengths > 30 m.



RPI, RPI+T

Relative-pressure sensor and temperature sensor, industry

Technical data

Pressure range: 0-25 bar
 Temp. range (RPI+T): 0-100 °C
 Power supply: 12.5-30 VDC
 Output signal: 4-20 mA
 Operating temperature: -30 - +120 °C.

Applications

- Water treatment and distribution
- Water utility
- Water monitoring
- HVAC systems
- Chiller systems
- HPC and IT cooling systems
- Micro CHP
- Heat pumps
- Solar systems: heating and cooling.

Features and benefits

- Compact design
- Standard M12 connector
- RPI+T: pressure and temperature measurement in one sensor (two-in-one solution)
- Compatible with wet, aggressive media
- Accurate, linearised and temperature-compensated output signal
- RPI+T: quick temperature response (direct contact with medium)
- Cost-effective and robust design
- System solution with Grundfos pumps.



RPS and DPS

Relative- and differential-pressure sensors, standard (for liquids)

Technical data

RPS range:	0-10 bar
DPS range:	0-6 bar
Power supply:	5 VDC PELV
RPS output signal:	0.5 - 3.5 V
DPS output signal:	0.5 - 4.5 V
Operating temperature:	0-100 °C
Temperature range:	0-100 °C.

Applications

- Water treatment and distribution
- Water utility
- Water monitoring
- HVAC systems
- Chiller systems
- HPC and IT cooling systems
- Micro CHP
- Heat pumps
- Solar systems: heating and cooling.

Features and benefits

- Compact design
- Pressure- and temperature-sensor in one (two-in-one solution)
- Compatible with wet, aggressive media
- Accurate, linearised and temperature-compensated output signal
- Quick temperature response (direct contact with medium)
- Cost-effective and robust design
- System solution with Grundfos pumps.

Options

- SI 010 CNV power supply and signal converter for desired output signals of 4-20 mA, 1-5 V and 2-10 V.



VFI

Vortex flow sensor, industry

Technical data

Flow range:	0.3 - 240 m ³ /h
Power supply:	12.5 - 30 VDC
Output signal:	0.5 - 3.5 V
Operating temperature:	0-100 °C.

Applications

- Water treatment and distribution
- Water utility
- Water monitoring
- HVAC systems
- Chiller systems
- HPC and IT cooling systems
- Micro CHP
- Heat pumps
- Solar systems: heating and cooling.

Features and benefits

- Compact design
- No moving parts
- Compatible with wet, aggressive media
- Accurate, linearised and temperature-compensated output signal
- Quick temperature response (direct contact with medium)
- Cost-effective and robust design
- System solution with Grundfos pumps.



VFS

Vortex flow sensors for liquids, standard

Technical data

Flow range:	1-400 l/min
Power supply:	5 V DC PELV
Output signal:	0.5 - 3.5 V
Operating temperature:	0-100 °C
Temperature range:	0-100 °C.

Applications


- Water treatment and distribution
- Water utility
- Water monitoring
- HVAC systems
- Chiller systems
- HPC and IT cooling systems
- Micro CHP
- Heat pumps
- Solar systems: heating and cooling.

Features and benefits

- Compact design
- Flow and temperature measurement in one sensor (two-in-one solution)
- No moving parts
- Compatible with wet, aggressive media
- Accurate, linearised and temperature-compensated output signal
- Quick temperature response (direct contact with medium)
- Cost-effective and robust design
- System solution with Grundfos pumps.

Options

- Power supply and signal converter SI 010 CNV for desired output signals of 4-20 mA, 1-5 V and 2-10 V.



PM1, PM2 pressure managers

For automatic start/stop of pumps

Technical data

Operating pressure: max. 10 bar
Liquid temperature: 0-55 °C.

Applications

PM 1 and PM 2 pressure managers are designed for automatic start/stop control of Grundfos pumps and other water supply pumps

- Single-family houses
- Blocks of flats
- Summer houses and holiday cottages
- Horticulture and gardening
- Agriculture
- Rainwater applications.

Features and benefits

- User-friendly interface
- Free position in installation
- Flexible power supply
- Incorporates functions which protect the pump.



PM Rain

For automatic start/stop of pumps in rainwater-harvesting installations

Technical data

Flow rate: max. 75 l/min
Mains pressure, p: max. 200 kPa
Ambient temperature: max. 40 °C
Liquid temperature: 0-40 °C
Voltage: 240 V, 50 Hz
Mains inlet: 3/4" BSP (F)
Pump inlet: 1" (M)
Home only outlet: 3/4" (F)
Garden only outlet: 1" (M).

Applications

Grundfos PM Rain allows you to utilise your harvested rainwater for toilet flushing and laundry applications, with the added benefit of mains water backup. Used in conjunction with a Grundfos pumps (submersible or above ground depending on tank)

- Single-family houses
- Summer houses and holiday cottages
- Horticulture and gardening
- Rainwater applications.

Features and benefits

- WaterMark Approval
- Quick installation - no float
- Dual check valve for backflow prevention
- Garden supply from tank only
- Water source indicator lights
- Switches to mains water in the event of power failure
- Automatic start/stop when demand is sensed.

Special notice

Only available in the Asian Pacific region.



Pressure tanks

Diaphragm and bladder tanks

Technical data

Tank size: 8-5000 l
Liquid temperature: max. 90 °C
Operating pressure: max. 16 bar.

Applications

- Water supply systems in housing
- Booster systems in housing
- Agriculture
- Horticulture
- Industrial systems.

Features and benefits

- Optimal water supply
- Reduced number of pump starts
- Ideal for drinking water.



GT-HR

Diaphragm-type expansion tank

Technical data

Tank size: 8-1000 l
Liquid temperature: max. 90 °C
Operating pressure: max. 6 bar.

Applications

- Domestic-heating and chilled-water system
- Commercial-building heating and chilled-water systems
- Industrial-heating and chilled-water system.

Argentina

Bombas GRUNDFOS de Argentina S.A.
Ruta Panamericana km. 37.500 Centro Industrial
Garín
1619 Garín Pcia. de B.A.
Phone: +54-3327 414 444
Telefax: +54-3327 45 3190

Australia

GRUNDFOS Pumps Pty. Ltd.
P.O. Box 2040
Regency Park
South Australia 5942
Phone: +61-8-8461-4611
Telefax: +61-8-8340 0155

Austria

GRUNDFOS Pumpen Vertrieb Ges.m.b.H.
Grundfosstraße 2
A-5082 Grödig/Salzburg
Tel.: +43-6246-883-0
Telefax: +43-6246-883-30

Belgium

N.V. GRUNDFOS Bellux S.A.
Boomssesteenweg 81-83
B-2630 Aartselaar
Tél.: +32-3-870 7300
Télécopie: +32-3-870 7301

Belarus

Представительство ГРУНДФОС в Минске
220125, Минск
ул. Шафарнянская, 11, оф. 56, БЦ «Порт»
Тел.: +7 (375 17) 286 39 72/73
Факс: +7 (375 17) 286 39 71
E-mail: minsk@grundfos.com

Bosna and Herzegovina

GRUNDFOS Sarajevo
Zmaja od Bosne 7-7A,
BH-71000 Sarajevo
Phone: +387 33 592 480
Telefax: +387 33 590 465
www.ba.grundfos.com
e-mail: grundfos@bih.net.ba

Brazil

BOMBAS GRUNDFOS DO BRASIL
Av. Humberto de Alencar Castelo Branco, 630
CEP 09850 - 300
São Bernardo do Campo - SP
Phone: +55-11 4393 5533
Telefax: +55-11 4343 5015

Bulgaria

Grundfos Bulgaria EOOD
Slatina District
Iztocna Tangenta street no. 100
BG - 1592 Sofia
Tel. +359 2 49 22 200
Fax. +359 2 49 22 201
email: bulgaria@grundfos.bg

Canada

GRUNDFOS Canada Inc.
2941 Brighton Road
Oakville, Ontario
L6H 6C9
Phone: +1-905 829 9533
Telefax: +1-905 829 9512

China

GRUNDFOS Pumps (Shanghai) Co. Ltd.
10F The Hub, No. 33 Suhong Road
Minhang District
Shanghai 201106
PRC
Phone: +86 21 612 252 22
Telefax: +86 21 612 253 33

Croatia

GRUNDFOS CROATIA d.o.o.
Buzinski prilaz 38, Buzin
HR-10010 Zagreb
Phone: +385 1 6595 400
Telefax: +385 1 6595 499
www.hr.grundfos.com

Czech Republic

GRUNDFOS s.r.o.
Čajkovského 21
779 00 Olomouc
Phone: +420-585-716 111
Telefax: +420-585-716 299

Denmark

GRUNDFOS DK A/S
Martin Bachs Vej 3
DK-8850 Bjerringbro
Tlf.: +45-87 50 50 50
Telefax: +45-87 50 51 51
E-mail: info_GDK@grundfos.com
www.grundfos.com/DK

Estonia

GRUNDFOS Pumps Eesti OÜ
Peterburi tee 92G
11415 Tallinn
Tel: + 372 606 1690
Fax: + 372 606 1691

Finland

OY GRUNDFOS Pumput AB
Mestariintie 11
FIN-01730 Vantaa
Phone: +358-(0)207 889 900
Telefax: +358-(0)207 889 550

France

Pompes GRUNDFOS Distribution S.A.
Parc d'Activités de Chesnes
57, rue de Malacombe
F-38290 St. Quentin Fallavier (Lyon)
Tél.: +33-4 74 82 15 15
Télécopie: +33-4 74 94 10 51

Germany

GRUNDFOS GMBH
Schlüterstr. 33
40699 Erkrath
Tel.: +49-(0) 211 929 69-0
Telefax: +49-(0) 211 929 69-3799
e-mail: infoservice@grundfos.de
Service in Deutschland:
e-mail: kundendienst@grundfos.de

HILGE GmbH & Co. KG

Hilgestrasse 37-47
55292 Bodenheim/Rhein
Germany
Tel.: +49 6135 75-0
Telefax: +49 6135 1737
e-mail: hilge@hilge.de

Greece

GRUNDFOS Hellas A.E.B.E.
20th km. Athinon-Markopoulou Av.
P.O. Box 71
GR-19002 Peania
Phone: +0030-210-66 83 400
Telefax: +0030-210-66 46 273

Hong Kong

GRUNDFOS Pumps (Hong Kong) Ltd.
Unit 1, Ground floor
Siu Wai Industrial Centre
29-33 Wing Hong Street &
68 King Lam Street, Cheung Sha Wan
Kowloon
Phone: +852-27861706 / 27861741
Telefax: +852-27858664

Hungary

GRUNDFOS Hungária Kft.
Park u. 8
H-2045 Törökbálint,
Phone: +36-23 511 110
Telefax: +36-23 511 111

India

GRUNDFOS Pumps India Private Limited
118 Old Mahabalipuram Road
Thoraipakkam
Chennai 600 096
Phone: +91-44 2496 6800

Indonesia

PT GRUNDFOS Pompa
Jl. Rawa Sumur III, Blok III / CC-1
Kawasan Industri, Pulogadung
Jakarta 13930
Phone: +62-21-460 6909
Telefax: +62-21-460 6910 / 460 6901

Ireland

GRUNDFOS (Ireland) Ltd.
Unit A, Merrywell Business Park
Ballymount Road Lower
Dublin 12
Phone: +353-1-4089 800
Telefax: +353-1-4089 830

Italy

GRUNDFOS Pompe Italia S.r.l.
Via Gran Sasso 4
I-20060 Truccazzano (Milano)
Tel.: +39-02-95838112
Telefax: +39-02-95309290 / 95838461

Japan

GRUNDFOS Pumps K.K.
Gotanda Metalon Bldg., 5F,
5-21-15, Higashi-gotanda
Shiagawa-ku, Tokyo
141-0022 Japan
Phone: +81 35 448 1391
Telefax: +81 35 448 9619

Korea

GRUNDFOS Pumps Korea Ltd.
6th Floor, Aju Building 679-5
Yeoksam-dong, Kangnam-ku, 135-916
Seoul, Korea
Phone: +82-2-5317 600
Telefax: +82-2-5633 725

Latvia

SIA GRUNDFOS Pumps Latvia
Deglava biznesa centrs
Augusta Deglava ielā 60, LV-1035, Rīga,
Tālrunis: + 371 714 9640, 7 149 641
Fakss: + 371 914 9646

Lithuania

GRUNDFOS Pumps UAB
Smolensko g. 6
LT-03201 Vilnius
Tel: + 370 52 395 430
Fax: + 370 52 395 431

Malaysia

GRUNDFOS Pumps Sdn. Bhd.
7 Jalan Peguam U1/25
Glenmarie Industrial Park
40150 Shah Alam
Selangor
Phone: +60-3-5569 2922
Telefax: +60-3-5569 2866

Mexico

Bombas GRUNDFOS de México S.A. de C.V.
Boulevard TLC No. 15
Parque Industrial Stiva Aeropuerto
Apodaca, N.L. 66600
Phone: +52-81-8144 4000
Telefax: +52-81-8144 4010

Netherlands

GRUNDFOS Netherlands
Veluwezoom 35
1326 AE Almere
Postbus 22015
1302 CA ALMERE
Tel.: +31-88-478 6336
Telefax: +31-88-478 6332
E-mail: info_gnl@grundfos.com

New Zealand

GRUNDFOS Pumps NZ Ltd.
17 Beatrice Tinsley Crescent
North Harbour Industrial Estate
Albany, Auckland
Phone: +64-9-415 3240
Telefax: +64-9-415 3250

Norway

GRUNDFOS Pumper A/S
Strømsveien 344
Postboks 235, Leirdal
N-1011 Oslo
Tlf.: +47-22 90 47 00
Telefax: +47-22 32 21 50

Poland

GRUNDFOS Pompy Sp. z o.o.
ul. Klonowa 23
Baranowo k. Poznania
PL-62-081 Przeźmierowo
Tel.: (+48-61) 650 13 00
Fax: (+48-61) 650 13 50

Portugal

Bombas GRUNDFOS Portugal, S.A.
Rua Calvet de Magalhães, 241
Apartado 1079
P-2770-153 Paço de Arcos
Tel.: +351-21-440 76 00
Telefax: +351-21-440 76 90

Romania

GRUNDFOS Pompe România SRL
Bd. Biruintei, nr 103
Pantelimon county Ilfov
Phone: +40 21 200 4100
Telefax: +40 21 200 4101
E-mail: romania@grundfos.ro

Russia

ООО Грундфос Россия
109544, г. Москва, ул. Школьная, 39-41, стр. 1
Тел. (+7) 495 564-88-00 (495) 737-30-00
Факс (+7) 495 564 88 11
E-mail grundfos.moscow@grundfos.com

Serbia

Grundfos Srbija d.o.o.
Omladinskih brigada 90b
11070 Novi Beograd
Phone: +381 11 2258 740
Telefax: +381 11 2281 769
www.rs.grundfos.com

Singapore

GRUNDFOS (Singapore) Pte. Ltd.
25 Jalan Tukang
Singapore 619264
Phone: +65-6681 9688
Telefax: +65-6681 9689

Slovakia

GRUNDFOS s.r.o.
Prievozká 4D
821 09 BRATISLAVA
Phona: +421 2 5020 1426
sk.grundfos.com

Slovenia

GRUNDFOS d.o.o.
Šlandrova 8b, SI-1231 Ljubljana-Črnuče
Phone: +386 31 718 808
Telefax: +386 (0)1 5680 619
E-mail: slovenia@grundfos.si

South Africa

GRUNDFOS (PTY) LTD
Corner Mountjoy and George Allen Roads
Wilbart Ext. 2
Bedfordview 2008
Phone: (+27) 11 579 4800
Fax: (+27) 11 455 6066
E-mail: lsmart@grundfos.com

Spain

Bombas GRUNDFOS España S.A.
Camino de la Fuentecilla, s/n
E-28110 Algete (Madrid)
Tel.: +34-91-848 8800
Telefax: +34-91-628 0465

Sweden

GRUNDFOS AB
Box 333 (Lunnagårdsgatan 6)
431 24 Mölndal
Tel.: +46 31 332 23 000
Telefax: +46 31 331 94 60

Switzerland

GRUNDFOS Pumpen AG
Bruggacherstrasse 10
CH-8117 Fällanden/ZH
Tel.: +41-44-806 8111
Telefax: +41-44-806 8115

Taiwan

GRUNDFOS Pumps (Taiwan) Ltd.
7 Floor, 219 Min-Chuan Road
Taichung, Taiwan, R.O.C.
Phone: +886-4-2305 0868
Telefax: +886-4-2305 0878

Thailand

GRUNDFOS (Thailand) Ltd.
92 Chaloein Phrakiat Rama 9 Road,
Dokmai, Pravej, Bangkok 10250
Phone: +66-2-725 8999
Telefax: +66-2-725 8998

Turkey

GRUNDFOS POMPA San. ve Tic. Ltd. Sti.
Gebze Organize Sanayi Bölgesi
Ihsan dede Caddesi,
2. yol 200. Sokak No. 204
41490 Gebze/ Kocaeli
Phone: +90 - 262-679 7979
Telefax: +90 - 262-679 7905
E-mail: satis@grundfos.com

Ukraine

Бізнес Центр Європа
Столицне шосе, 103
м. Київ, 03131, Україна
Телефон: (+38 044) 237 04 00
Факс.: (+38 044) 237 04 01
E-mail: ukraine@grundfos.com

United Arab Emirates

GRUNDFOS Gulf Distribution
P.O. Box 16768
Jebel Ali Free Zone
Dubai
Phone: +971 4 8815 166
Telefax: +971 4 8815 136

United Kingdom

GRUNDFOS Pumps Ltd.
Grovebury Road
Leighton Buzzard/Beds. LU7 4TL
Phone: +44-1525-850000
Telefax: +44-1525-850011

U.S.A.

GRUNDFOS Pumps Corporation
17100 West 118th Terrace
Olathe, Kansas 66061
Phone: +1-913-227-3400
Telefax: +1-913-227-3500

Uzbekistan

Grundfos Tashkent, Uzbekistan The Representative
Office of Grundfos Kazakhstan in Uzbekistan
38a, Oybek street, Tashkent
Телефон: (+998) 71 150 3290 / 71 150 3291
Факс: (+998) 71 150 3292

Addresses Revised 10.03.2015

GRUNDFOS A/S
DK-8850 Bjerringbro
Denmark
Telephone: +45 87 50 14 00

www.grundfos.com

GRUNDFOS 